



NORTHLAND SCHOOL DIVISION REGULAR BOARD MEETING NO. 22-09 AGENDA

Location: DoubleTree West Edmonton

Zoom Meeting

Meeting ID:

Passcode:

Phone: 1 (587) 328-1099

Date & Time: Friday, November 25, 2022

9:00 am – 4:30 pm

If you would like to join the public meeting, please contact Media Relations Manager, Curtis Walty at 780-624-2060, ext. 6183 or curtis.walty@nsd61.ca

Note: If agenda is ahead of schedule, items will be moved up

A. CALL TO ORDER

No.	Title	Responsible	Action	Page No.
1.	Recognition of Traditional Lands	Chair Wanyandie		-
2.	Opening Prayer, Cultural Reflection or Reflection	Trustee		-
3.	Approval of Agenda	All	Motion	-
4.	Moment of Silence in Remembrance of Students: <ul style="list-style-type: none">● Dakota Yellowknife, Mistassiniy School● Andre Gambler-Young, Calling Lake School			
5.	In-Camera	All	Motion in/out of in-camera	-

B. MINUTES

No.	Title	Responsible	Action	Page No.
1.	Corporate Board Meeting Minutes - October 21, 2022	All	Motion	04
2.	Corporate Special Board Meeting Minutes - October 31, 2022	All	Motion	10
3.	Board Action Items	Superintendent Dr. Spencer-Poitras	Information	13



NORTHLAND SCHOOL DIVISION REGULAR BOARD MEETING NO. 22-09 AGENDA

C. CONSENT AGENDA (Motion to approve)

No.	Title	Responsible	Action	Page No.
1.	Board Chair Report	Chair Wanyandie	Information	16
2.	Superintendent Report	Superintendent Dr. Spencer-Poitras	Information	18
3.	Trustee Activity, Committee and/or Board Representative/Association Reports <ul style="list-style-type: none"> ● Trustee J. Lamouche ● Trustee Auger ● Trustee McCamon 	Trustees	Information	20

D. ACTION ITEMS

No.	Title	Responsible	Action	Page No.
1.	Monthly Financial Report	Secretary-Treasurer D. Aird	Information	23
2.	Student Engagement, Attendance & Completion Report	Associate Superintendent C. Johnson	Information	26
3.	Monthly Enrolment Report	Associate Superintendent M. Marran	Information	31
4.	Policy 19 Appendix A: Student Code of Conduct	Chair Wanyandie	Motion	33
5.	Policy 19 Appendix B: Sexual Orientation and Gender Identity	Chair Wanyandie	Motion	37
6.	2022-2023 Fall Budget	Secretary-Treasurer D. Aird	Motion	41
7.	Tri-Annual Report	Superintendent Dr. Spencer-Poitras	Information	44
8.	Capital Maintenance Renewal Report	Secretary-Treasurer D. Aird	Information	53
9.	School Viability Studies	Superintendent Dr. Spencer-Poitras	Information	55
10.	2021 - 2022 Audited Financial Statements <ul style="list-style-type: none"> ● Auditors Presentation at 11:00 a.m. 	Secretary-Treasurer D. Aird	Motion	58
11.	Approval of Transfers from Reserves	Secretary-Treasurer D. Aird	Motion	94
12.	Annual Borrowing Resolution	Secretary-Treasurer D. Aird	Motion	95

E. TECH TALK WITH DR. TIM STENSLAND



**NORTHLAND SCHOOL DIVISION
REGULAR BOARD MEETING NO. 22-09
AGENDA**

F. MONITORING REPORTS (Motion to Approve)

No.	Title	Responsible	Action	Page No.
1.	Awards/Celebrations (1:00 p.m.) <ul style="list-style-type: none">• Celebration of Public Education with PSBAA	Superintendent Dr. Spencer-Poitras	Information	-
2.	Board Chair Highlights	Chair Wanyandie	Information	96
3.	Superintendent Highlights	Superintendent Dr. Spencer-Poitras	Information	107
4.	Associate Superintendent Report	Associate Superintendent S. Meunier	Information	114

G. PRELIMINARY DISCUSSION OF BOARD ITEMS

No.	Title	Responsible
1.	Alberta Rural Education Symposium March 5 - 7, 2023, Fantasyland Hotel	Chair Wanyandie
2.		

H. ADJOURNMENT & CLOSING CULTURAL REFLECTION



NORTHLAND SCHOOL DIVISION

ADMINISTRATION RECOMMENDATION TO THE BOARD

TO: THE BOARD OF TRUSTEES **DATE:** NOVEMBER 25, 2022

SUBMITTED BY: Dr. Nancy Spencer-Poitras, Superintendent of Schools

SUBJECT: October 21, 2022 Regular Board Meeting Minutes

REFERENCE(S):

ATTACHMENTS: October 21, 2022 Regular Board Meeting Minutes

RECOMMENDATION:
THAT the Board of Trustees approve the October 21, 2022 Regular Board Meeting minutes, as presented.

BACKGROUND:

RISK ANALYSIS:



NORTHLAND SCHOOL DIVISION

BOARD MEETING NO. 22-08

MINUTES

Location: DoubleTree by Hilton West Edmonton

Date: Friday, October 21, 2022

Time: 9:00 a.m.

Membership					
✓	Lorraine McGillivray	Trustee Ward 1	✓	Dr. Nancy Spencer-Poitras	Superintendent of Schools
✓	Cathy Wanyandie	Board Chair	✓	Dr. Tim Stensland	Deputy Superintendent
✓	Bonnie Lamouche	Trustee Ward 3	✓	Murray Marran	Associate Superintendent of Human Resources
✓	Jesse Lamouche	Trustee Ward 4	✓	Douglas Aird	Secretary-Treasurer
x	Skye Durocher	Trustee Ward 5	✓	Curtis Walty	Media Relations Manager
✓	Thomas Auger	Trustee Ward 6	✓	Cheryl Osmond	Executive Assistant
✓	Robin Guild	Trustee Ward 7			
x	Loretta Gladue	Trustee Ward 8			
✓	Aimee McCamon	Trustee Ward 9			

A. CALL TO ORDER

1. Call to Order

Chair Wanyandie called the meeting to order at 9:03 a.m.

2. Opening Reflection

Trustee B. Lamouche provided the opening prayer, cultural reflection or reflection.

3. Adopt Agenda

MOTION: Trustee B. Lamouche moved that the Board of Trustees approve the agenda with the following changes:

- Remove #7 - ASBA Fall General Meeting
- Add #7 - Ward 5 Board Resolution

25580/22 CARRIED

4. In-Camera Session

MOTION: Trustee Guild moved that the meeting go in-camera at 9:08 a.m. with Administration.

25581/22 CARRIED

5. Regular Session

MOTION: Trustee McCamon moved that the meeting revert to regular session at 10:29 a.m.

25582/22 CARRIED



NORTHLAND SCHOOL DIVISION

BOARD MEETING NO. 22-08

MINUTES

Break from 10:30 a.m. - 10:46 a.m.

B. MINUTES

1. September 21, 2022 Organizational Board Meeting Minutes

MOTION: Trustee B. Lamouche moved that the Board of Trustees approve the September 21, 2022 Organizational Board Meeting minutes as presented.

25583/22 CARRIED

2. September 21, 2022 Regular Board Meeting Minutes

MOTION: Trustee Guild moved that the Board of Trustees approve the September 21, 2022 Regular Board Meeting minutes as presented.

25584/22 CARRIED

3. Board Action Items

MOTION: Trustee McGillivray moved that the Board of Trustees receive as information the Board Action items as attached.

25585/22 CARRIED

C. CONSENT AGENDA

1. Consent Agenda

MOTION: Trustee McCamon moved that the Board of Trustees approve the Consent Agenda which approved the following items:

C1. Board Chair Report

C2. Superintendent Report

C3. Trustee Activity, Committee and/or Board Representative/Association Reports

25586/22 CARRIED



NORTHLAND SCHOOL DIVISION

BOARD MEETING NO. 22-08

MINUTES

D. ACTION ITEMS

1. Monthly Financial Report

MOTION: Trustee J. Lamouche moved that the Board of Trustees receive as information, the Monthly Financial Report as presented.

25587/22 CARRIED

2. Student Engagement, Attendance & Completion Report

MOTION: Trustee Guild moved that the Board of Trustees receive as information the Student Engagement, Attendance, and Completion Report for September 2022, as presented.

25588/22 CARRIED

3. Monthly Enrolment Report

MOTION: Trustee McCamon moved that the Board of Trustees receive as information the October 2022 Student Enrolment Report, as presented.

25589/22 CARRIED

4. 2023 Budget Update

MOTION: Trustee J. Lamouche moved that the Board of Trustees receive as information, the 2023 Budget Update, as presented.

25590/22 CARRIED

5. Policy 3 Appendix B - Trustee and Administration Working Relationship Guidelines

MOTION: Trustee J. Lamouche moved that the Board of Trustees approve the housekeeping changes to Policy 3 Appendix B - Trustee and Administration Working Relationship Guidelines.

25591/22 CARRIED

6. Policy 7 Appendix B - Board Professional Development Plan & Guidelines

MOTION: Trustee McGillivray moved that the Board of Trustees approve the housekeeping changes to Policy 7 Appendix B - Board Professional Development Plan & Guidelines.

25592/22 CARRIED



NORTHLAND SCHOOL DIVISION

BOARD MEETING NO. 22-08

MINUTES

7. Ward 5 Board Resolution

MOTION: Trustee McCamon moved that the Board of Trustees, as per section 91(a) of the Education Act; declare Ward 5 seat vacant.

25593/22 CARRIED

E. TECH TALK

Dr. Tim Stensland gave a demonstration on how to change the voicemail greetings and contact information on cell phones.

F. MONITORING REPORTS

MOTION: Trustee B. Lamouche moved that the Board of Trustees approve as information, the Monitoring Reports, as presented and attached.

- F1. Awards/Celebrations
- F2. Board Chair Highlights
- F3. Superintendent Highlights
- F4. Associate Superintendent Report
- F5. First Nations, Metis, and Inuit (FNMI) Department Report
- F6. Facilities Report
- F7. IT Department Report

25594/22 CARRIED

Break from 12:00 p.m. to 12:50 p.m.

AWARDS/PRESENTATIONS

The Board of Trustees acknowledged Cal Johnson, Karen Davies and Angela Sanregret in their contribution in organizing, compiling the stories and publishing the Northland School Division book, Finding Fire Within By Reconnecting the Land.



NORTHLAND SCHOOL DIVISION
BOARD MEETING NO. 22-08
MINUTES

B. ADJOURNMENT & CLOSING PRAYER/CULTURAL REFLECTION

1. Adjournment

MOTION: Trustee Auger moved that the Board of Trustees declare the meeting adjourned at 1:29 p.m.

25595/22 CARRIED

Cathy Wanyandie, Board Chair

Dr. Nancy Spencer-Poitras,
Superintendent of Schools

Douglas Aird, Secretary-Treasurer

DRAFT



NORTHLAND SCHOOL DIVISION

ADMINISTRATION RECOMMENDATION TO THE BOARD

TO: THE BOARD OF TRUSTEES **DATE:** NOVEMBER 25, 2022
SUBMITTED BY: Dr. Nancy Spencer-Poitras, Superintendent of Schools
SUBJECT: October 31, 2022 Special Board Meeting Minutes
REFERENCE(S):
ATTACHMENTS: October 31, 2022 Special Board Meeting Minutes

RECOMMENDATION:
THAT the Board of Trustees approve the October 31, 2022 Special Board Meeting minutes, as presented.

BACKGROUND:

RISK ANALYSIS:



**NORTHLAND SCHOOL DIVISION
SPECIAL BOARD MEETING NO. 22-03
MINUTES**

Location: Via Zoom

Date: Monday, October 31, 2022

Time: 12:00 p.m.

Membership					
✓	Lorraine McGillivray	Trustee Ward 1	✓	Dr. Nancy Spencer-Poitras	Superintendent of Schools
✓	Cathy Wanyandie	Board Vice-Chair Ward 2	✓	Douglas Aird	Secretary-Treasurer
✓	Bonnie Lamouche	Trustee Ward 3	✓	Curtis Walty	Media Relations Manager
✓	Jesse Lamouche	Trustee Ward 4	✓	Cheryl Osmond	Executive Assistant
x	Vacant	Trustee Ward 5			
✓	Thomas Auger	Trustee Ward 6			
✓	Robin Guild	Board Chair Ward 7			
✓	Loretta Gladue	Trustee Ward 8			
✓	Aimee McCamon	Trustee Ward 9			

A. CALL TO ORDER

1. Call to Order

Chair Wanyandie called the meeting to order at 12:06 p.m.

2. Adopt Agenda

MOTION: Trustee McCamon moved that the Board of Trustees acknowledge that Trustees have reviewed and approved the agenda.

25596/22 CARRIED

3. Ward 5 By-Election

MOTION: Trustee Guild moved that the Board of Trustees approve holding a By-Election for Ward 5 with November 21, 2022 as Nomination Day, closing nominations at noon, and December 19, 2022 as the By-Election date.

25597/22 CARRIED

B. ADJOURNMENT & CLOSING PRAYER/CULTURAL REFLECTION

1. Adjournment

MOTION: Trustee Auger moved that the Board of Trustees declare the meeting adjourned at 12:11 p.m.

25598/22 CARRIED



**NORTHLAND SCHOOL DIVISION
SPECIAL BOARD MEETING NO. 22-03
MINUTES**

Cathy Wanyandie, Board Chair

Dr. Nancy Spencer-Poitras,
Superintendent of Schools

Douglas Aird, Secretary-Treasurer



NORTHLAND SCHOOL DIVISION

ADMINISTRATION RECOMMENDATION TO THE BOARD

TO: THE BOARD OF TRUSTEES **DATE:** NOVEMBER 25, 2022
SUBMITTED BY: Dr. Nancy Spencer-Poitras, Superintendent of Schools
SUBJECT: Board Action Items
REFERENCE(S):
ATTACHMENTS: Board Action Items

RECOMMENDATION:
THAT the Board of Trustees receive as information the Board Action items as attached.

BACKGROUND:
RISK ANALYSIS:

Meeting	Date of Meeting	Assigned To	Agenda Item	Task	Due Date	Status	Action
Board	2/18/2022	Administration	Discussion	Include PSBAA logo on website	3/30/2022	In Progress	Will be completed when the website is refreshed this summer/fall.
Board	6/17/2022	Administration		Fort McKay Land Transfer		In Progress	On November 15, 2022 a letter was sent to the Minister of Education requesting the school be closed effective September 1, 2022.
Board	6/17/2022	Administration		Fort Chipewyan Land, Housing & School Transfers	8/31/2022	In Progress	
Board	6/17/2022	Administration		Sale of Calling Lake Housing Property	8/31/2022	In Progress	Has been listed with the realtor.
Board	6/17/2022	Administration		Audit & Finance Committee	8/31/2022	In Progress	Re-post public member, and schedule meeting



NORTHLAND SCHOOL DIVISION

ADMINISTRATION RECOMMENDATION TO THE BOARD

TO: THE BOARD OF TRUSTEES **DATE:** NOVEMBER 25, 2022
SUBMITTED BY: Dr. Nancy Spencer-Poitras, Superintendent of Schools
SUBJECT: Approval of Consent Agenda
REFERENCE(S) & ATTACHMENTS:

RECOMMENDATION:
THAT the Board of Trustees approves the consent agenda which approves the following items:

- C1 - Board Chair Report**
- C2 - Superintendent Report**
- C3 - Trustee Activity/ Committee and/or Board Representative/Association Reports**

BACKGROUND:

The consent agenda process is based on the assumption that everyone reads all the consent agenda items, and asks questions outside the meeting. Questions about the items can be directed to the Superintendent, who will answer them by email, letting all trustees know the question, and the response.

Consent agenda items can be pulled from the consent agenda and put into the regular agenda if a trustee feels there needs to be action on something contained in the item. This needs to be done prior to the approval of the agenda and simply requires a trustee to request the item be pulled from the consent agenda and placed on the regular agenda.

RISK ANALYSIS:



NORTHLAND SCHOOL DIVISION

BOARD CHAIR REPORT TO THE BOARD

TO: THE BOARD OF TRUSTEES **DATE:** NOVEMBER 25, 2022

SUBMITTED BY: Cathy Wanyandie, Board Chair, Ward 2

SUBJECT: Board Report as of November 18, 2022

October 18, 2022	TEBA/PBCO Engagement Session <ul style="list-style-type: none"> Monthly Teachers' Employer Bargaining Association (TEBA) and the Provincial Bargaining Coordination Office (PBCO) Engagement Session
October 19, 2022	Travel to Edmonton
October 20, 2022	Council of School Councils Attended the Parent Council Meeting for Susa Creek School
October 21, 2022	Corporate Board Meeting
October 22, 2022	Rally for Public Education at the Edmonton Legislature Building
October 24, 2022	Gift Lake Metis Settlement & Northland School Division Meeting
October 31, 2022	Special Board Meeting
November 1, 2022	Travel to Edmonton
November 2, 2022	Meet and Greet with Bigstone Cree Nation in Calling Lake/Travel back to Susa Creek
November 7, 2022	Travel to Peace River Agenda Review Policy Committee Meeting ASBA Parliamentarian Training
November 8, 2022	Paddle Prairie School Visit
November 9, 2022	ASBA Zone 1 Meeting in Grande Prairie
November 15, 2022	TEBA/PBCO Engagement Session

	<ul style="list-style-type: none">• Monthly Teachers' Employer Bargaining Association (TEBA) and the Provincial Bargaining Coordination Office (PBCO) Engagement Session
November 17, 2022	Education Services Agreement Standards - Implementation Meeting



Superintendent's Report

November 18, 2022

Learning Services Team Meeting	October 17, 2022
Attended the monthly Learning Services team meeting via Zoom.	
Council of School Councils Planning Meeting	October 17, 2022
Facilitated the Council of School Councils Planning meeting with the Executive team.	
University of Calgary Meeting - Math Minds	October 18, 2022
Attended a meeting with University of Calgary Faculty to discuss NSD's partnership with the Math Minds program.	
Alberta Education Mental Health Meeting	October 18, 2022
Met with L. Stienwant, Mental Health in Schools Specialist for Alberta Education to discuss a Mental Health Grant.	
Council of School Councils Workshop	October 20, 2022
Attended the NSD facilitated Council of School Councils workshop with Corporate Board of Trustees, Executive Team, Elders and Community Members. Participants collaborated and discussed various successes and challenges that the Division faces.	
Gift Lake Metis Settlement Meeting	October 24, 2022
Met with members from the Gift Lake Metis Settlement discussing various topics pertaining to the Gift Lake School.	
Consultant Meeting	October 24, 2022
Met with Dr. Lorne Parker to discuss Gift Lake School.	
Alberta Education Meeting	October 24, 2022
Met with R. Grebestein to discuss school matters.	
Legal Council Meeting	October 24, 2022
Met with legal counsel to discuss various matters.	
CASS Conference	October 26-28, 2022
Attended the CASS Conference in Calgary.	

Corporate Board Special Meeting	October 31, 2022
Participated in the Special Corporate Board meeting via Zoom.	
Calling Lake School School Visit	November 2, 2022
Meet and greet with the Bigstone Cree Nation Council at Calling Lake School.	
Alberta Education Meeting	November 4, 2022
Met with R. Taylor, Director with Alberta Education's Indigenous and North Services Branch to discuss NSD's Education Plan.	
Peace River	November 7 - 10, 2022
Paddle Prairie School Visit	November 8, 2022
Visited Paddle Prairie School and attended their Remembrance Day Celebration.	
Principals' Meeting	November 9, 2022
Attended the monthly Principals' Meeting.	
Legal Council Meeting	November 9, 2022
Met with legal counsel to discuss various matters.	
FNMIE Directorate Meeting	November 14, 2022
Attended a meeting with the FNMIE Directorate Office, to discuss the Division's successes.	
Gift Lake Metis Settlement Council Meeting	November 14, 2022
Met with the Gift Lake Metis Settlement Council, Gift Lake Family Support Workers, and NSD Student Services Department to discuss the Division's support system for students.	



NORHLAND SCHOOL DIVISION
TRUSTEE REPORT TO THE BOARD

TO: THE BOARD OF TRUSTEES DATE: NOVEMBER 25, 2022
SUBMITTED BY: Jesse Lamouche, Trustee, Ward 4
SUBJECT: Activity Report as of November 18, 2022

SUMMARY:

Table with 2 columns: Date, Description. Rows include: October 17-19th: Open Education Conference Via Zoom; October 17, 2022: Hillview Parent Council Meeting East Prairie Metis Settlement (Rescheduled due to death in the community); October 20, 2022: Council of School Councils Workshop; October 21, 2022: Corporate Board Meeting Edmonton; October 24, 2022: Hillview Parent Council Meeting/Community Engagement Cake Walk Event; October 25, 2022: Grouard Northland School Parent Council Meeting; October 31, 2022: Special Board Meeting Via Zoom; November 7, 2022: ASBA Speaker's Corner Parliamentary Procedures Sessions; November 8, 2022: ASBA Zone 1 Meeting Via Zoom



NORTHLAND SCHOOL DIVISION

TRUSTEE REPORT TO THE BOARD

TO: THE BOARD OF TRUSTEES **DATE:** NOVEMBER 25, 2022
SUBMITTED BY: Thomas Auger, Trustee, Ward 6
SUBJECT: Activity Report as of November 18, 2022

SUMMARY:

Date	Description
October 20, 2022	Council of School Councils Workshop
October 21, 2022	Corporate Board Meeting
October 31, 2022	Special Board Meeting
November 12, 2022	Calling Lake Student Funeral



NORTHLAND SCHOOL DIVISION

TRUSTEE REPORT TO THE BOARD

TO: THE BOARD OF TRUSTEES **DATE:** NOVEMBER 25, 2022
SUBMITTED BY: Aimee McCamon, Trustee, Ward 9
SUBJECT: Activity Report as of November 18, 2022

SUMMARY:	
Date	Description
Oct 20, 2022	Council of Parent Council and Ward Trustee Workshop - Visit to Telus world of Science
Oct 21, 2022	Northland School Division Board Meeting
Oct 24, 2022	Father R. Perin Parent Council Meeting
Oct 31, 2022	Special NSD Board Meeting
Nov 7, 2022	Policy Committee Meeting Agenda Review ASBA Speakers Corner



NORTHLAND SCHOOL DIVISION
ADMINISTRATION RECOMMENDATION TO THE BOARD

TO: THE BOARD OF TRUSTEES **DATE:** NOVEMBER 25, 2022
SUBMITTED BY: Douglas Aird, Secretary-Treasurer
SUBJECT: Monthly Financial Report - October 31, 2022
REFERENCE(S):
ATTACHMENTS: Monthly Financial Report

RECOMMENDATION:

THAT the Board of Trustees accept as information the Monthly Financial Report as of October 31, 2022, as attached.

BACKGROUND:

RISK ANALYSIS:



NORTHLAND SCHOOL DIVISION
Monthly Financial Report
as of October 31, 2022

REVENUE	Annual Budget	Year to Date			%
	<u>2023</u>	<u>Budget</u>	<u>Actual</u>	<u>Difference</u>	
Alberta Education	\$ 46,890,061	\$ 7,815,010	\$ 6,850,043	\$ (964,967)	(12)
Federal Government & First Nations	9,128,840	1,521,473	1,521,473	-	
Other Revenue	1,045,909	174,318	140,720	(33,598)	(19)
	<u>\$ 57,064,810</u>	<u>\$ 9,510,802</u>	<u>\$ 8,512,236</u>	<u>\$ (998,565)</u>	<u>(10)</u>
EXPENSES					
Schools	\$ 21,689,407	\$ 3,614,901	\$ 4,016,965	\$ (402,064)	(11)
Instructional Support	6,488,435	1,081,406	839,347	242,059	22
Instructional Supply	7,771,603	1,295,267	396,908	898,359	69
Transportation	3,600,000	600,000	551,260	48,740	8
Operations and Maintenance	9,272,374	1,545,396	1,223,537	321,859	21
External Services	3,898,909	649,818	648,122	1,696	0
System Administration	2,557,495	426,249	402,508	23,741	6
Corporate Board	553,750	92,292	56,980	35,312	38
Insurance (Buildings)	917,797	152,966	152,966	-	
	<u>\$ 56,749,770</u>	<u>\$ 9,458,295</u>	<u>\$ 8,288,593</u>	<u>\$ 1,169,702</u>	<u>12</u>
NET SURPLUS (DEFICIT)	<u>\$ 315,040</u>	<u>\$ 52,507</u>	<u>\$ 223,643</u>	<u>\$ 171,137</u>	

VARIANCE ANALYSIS

Overall - The year has started and we are on track for a positive result as planned.

With 17% of the year gone both revenues (14.9%) and expenses (14.5%) are under budget.

Several accruals have been made to provide a more accurate financial picture at this time.

The Federal/First Nation tuition billings is the largest of these.

Revenue

Revenues including provincial funding are on track with the budget with some startup funds pending (-10%).

First Nation revenues have been accrued pending audited tuition and "Jordan's Principle" Assistants finalization.

Other revenue includes SGF and donations which have diminished during the pandemic.

Expenses

Schools are slightly over budget (11%) with additional Jordans staff, revised rates and pandemic costs.

Salaries and benefits are slightly higher than budgeted with the changes in rates and startup costs (14%)

Operations and Maintenance is being watched closely (net 21% under budget), due to the cost pressures.

Insurance has become a major cost, however provincial support is anticipated to reduce this.

The pandemic has increased custodial costs and reduced Instructional Support, Supply and Transportation.

Salaries and Benefits Detail	<u>Budget</u>	<u>YTD Budget</u>	<u>YTD</u>	<u>Difference</u>	<u>%</u>
Certificated salaries and benefits	\$ 18,546,861	\$ 3,091,143	\$ 3,210,331	\$ (119,188)	(4)
Uncertificated salaries and benefits	\$ 13,936,798	\$ 2,322,800	\$ 2,954,538	\$ (631,738)	(27)
	<u>\$ 32,483,659</u>	<u>\$ 5,413,943</u>	<u>\$ 6,164,870</u>	<u>\$ (750,926)</u>	<u>(14)</u>

Housing

(Phase 1) 24 units are completed

(Phase 2) 10 units are in process (pending final inspection)

(Phase 3) 2 duplexes, a triplex and a single Ready to Move home have been ordered, and site work is underway.



NORTHLAND SCHOOL DIVISION

ADMINISTRATION RECOMMENDATION TO THE BOARD

TO: THE BOARD OF TRUSTEES **DATE:** NOVEMBER 25, 2022
SUBMITTED BY: Cal Johnson, Associate Superintendent
ORIGINATOR: Mark Owens, Director of Student Engagement, Attendance, and Completion
SUBJECT: Student Engagement, Attendance, and Completion Report - October 2022
REFERENCE(S):
ATTACHMENTS: Student Engagement, Attendance, and Completion Report - October 2022

RECOMMENDATION:
THAT the Board of Trustees receive as information the Student Engagement, Attendance, and Completion Report for October 2022, as attached.

BACKGROUND:
RISK ANALYSIS:



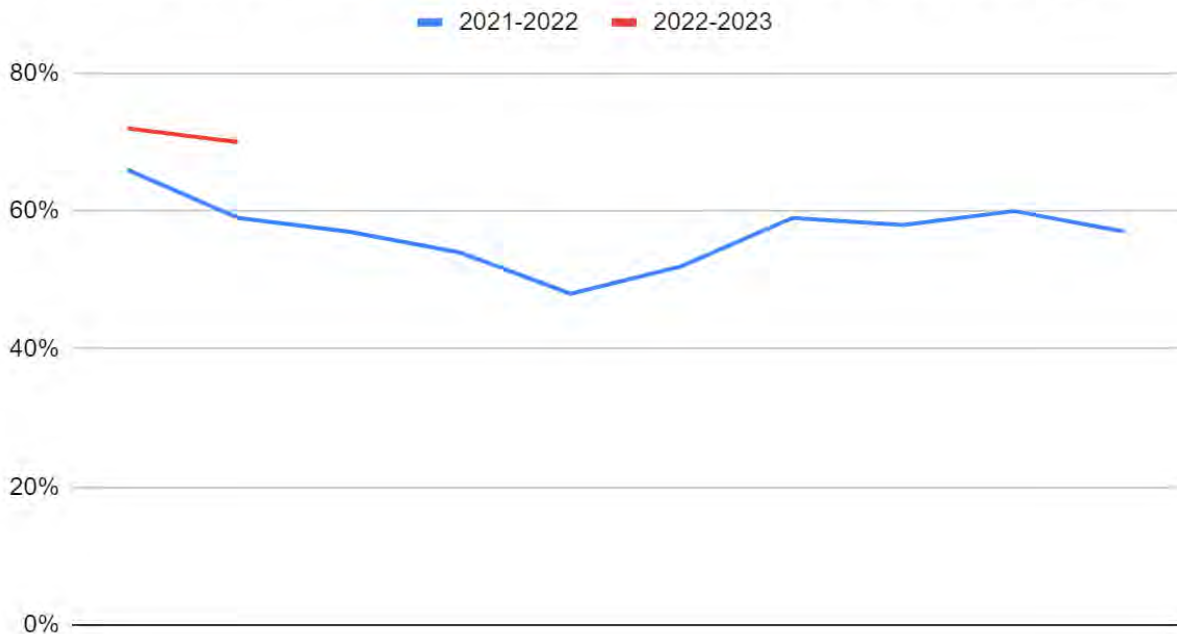
The Northland School Division

**Director of Student Engagement, Attendance and Completion
Board Attendance Report
November 2022**

Monthly Attendance Rates from previous year to current year (2020-2021 to 2021-2022)
Strategy 1.1: Standardize attendance tracking processes

Month	2021-2022	2022-2023	Difference
September	66%	72%	6%
October	59%	70%	11%
November	57%		
December	54%		
January	48%		
February	52%		
March	59%		
April	58%		
May	60%		
June	57%		

NSD Attendance Comparison 2021-2022 to 2022-2023



October Highlights

- The divisional attendance rate is 11% higher for October 2022 compared to October 2021
- Six schools had an increase in attendance from September 2022 to October 2022
- Susa Creek has improved past the divisional attendance goal of 88% to 91%

October 2021 and October 2022 attendance rates by individual school

School	Oct 2021	Oct 2022
Anzac	75%	82%
Bill Woodward	70%	72%
Bishop Routhier	72%	80%
Calling Lake	61%	67%
Chipewyan Lake	64%	77%
Conklin	79%	87%
Elizabeth	72%	86%
Father R Perin	43%	67%
Gift Lake	60%	68%
Grouard Northland	63%	84%
Hillview	81%	78%
JF Dion	75%	82%
Mistassiniy	56%	55%
Northland Online	58%	47%
Paddle Prairie	58%	66%
Pelican Mountain	89%	76%
St. Theresa	73%	77%
Susa Creek	72%	91%

Individual School Attendance rates by percentile 2022-2023 Month by Month

School	Sept 2022	October 2022
Anzac	86%	82%
Bill Woodward	74%	72%
Bishop Routhier	76%	80%
Calling Lake	67%	67%
Chipewyan Lake	62%	77%
Conklin	84%	87%
Elizabeth	84%	86%
Father R Perin	67%	67%

Gift Lake	72%	68%
Grouard Northland	84%	84%
Hillview	82%	78%
JF Dion	83%	82%
Mistassiniy	63%	55%
Northland Online	56%	47%
Paddle Prairie	64%	66%
Pelican Mountain	77%	76%
St. Theresa	77%	77%
Susa Creek	78%	91%

Individual School Attendance rates by percentile for October 2022

School	95-100	90-94	80-89	70-79	60-69	50-59	Below 50
Anzac	18%	13%	33%	19%	4%	9%	4%
Bill Woodward	11%	13%	21%	19%	6%	8%	22%
Bishop Routhier	21%	8%	27%	17%	13%	8%	6%
Calling Lake	11%	10%	23%	9%	11%	9%	26%
Chipewyan Lake	20%	20%	30%	5%	0%	10%	15%
Conklin	14%	21%	36%	29%	0%	0%	0%
Elizabeth	35%	8%	31%	9%	12%	3%	4%
Father R Perin	5%	10%	21%	11%	21%	10%	21%
Gift Lake	13%	8%	17%	15%	16%	10%	20%
Grouard Northland	31%	7%	24%	14%	17%	7%	0%
Hillview	21%	4%	33%	8%	21%	13%	0%
JF Dion	23%	26%	23%	11%	8%	4%	6%
Mistassiniy	8%	7%	14%	12%	9%	8%	42%
Northland Online	11%	8%	13%	5%	5%	3%	55%
Paddle Prairie	10%	8%	18%	15%	17%	9%	23%
Pelican Mountain	15%	8%	31%	23%	0%	0%	23%
St. Theresa	14%	14%	24%	17%	13%	6%	12%
Susa Creek	56%	22%	7%	0%	11%	4%	0%

Attendance % by grade division (K-3, 4-6, 7-9 and High School) for October 2022

Grades K-3	Grades 4-6	Grades 7-9	Grades 10-12
74.18	78.07	66.38	54.42

Celebrating the success with excellent school attendance rates for October!!!*Strategy 2.3: Create and atmosphere of respect and appreciation for individuals*

School	Principal	October Attendance
Anzac	Amy Savill	82%
Bishop Routhier	Sheldon Bossert	80%
Chipewyan Lake	Volodymyr Yahnishchack	77%
Conklin	Nicholas Christofalos	87%
Elizabeth	Tegan Vacheresse	86%
Grouard	Michelle Deering	84%
Hillview	Rosalind Best	78%
JF Dion	Angela Sanregret	82%
Pelican Mountain	Cindy Moore	76%
St Theresa	Shelley Stevenson	77%
Susa Creek	Chris King	91%

Monthly Attendance Winners (Drawn from all students attending 90% or higher during the month of October 2022)*Strategy 2.3: Create and atmosphere of respect and appreciation for individuals*

Grade Level	Name	School
K-3	Kaiya Hogan	Anzac
4-6	Kobey Cardinal	St Theresa
7-9	Owen Wolfe	Bill Woodward
10-12	Myia Loonskin	Paddle Prairie



NORTHLAND SCHOOL DIVISION

ADMINISTRATION RECOMMENDATION TO THE BOARD

TO: THE BOARD OF TRUSTEES **DATE:** NOVEMBER 25, 2022

SUBMITTED BY: Murray Marran, Associate Superintendent of Human Resources

ORIGINATOR:

SUBJECT: November Enrolment

REFERENCE(S):

ATTACHMENTS: Monthly Enrolment

RECOMMENDATION:
<p>THAT the Board of Trustees receive as information, the November 2022 Student Enrolment Report, as attached.</p>

BACKGROUND:
<p>Administration will provide a monthly update of student enrolment.</p>
RISK ANALYSIS:
<p>It is important for the Division to be aware of student enrolments, as this affects how Northland is able to organize and deliver services. A monthly update will be provided to the Board as information.</p>



NORTHLAND SCHOOL DIVISION

ADMINISTRATION RECOMMENDATION TO THE BOARD

TO: THE BOARD OF TRUSTEES **DATE:** NOVEMBER 25, 2022

SUBMITTED BY: Dr. Nancy Spencer-Poitras, Superintendent of Schools

ORIGINATOR: Cathy Wanyandie, Board Chair

SUBJECT: Policy 19 Appendix A: Student Code of Conduct

REFERENCE(S):

ATTACHMENTS: Policy 19 Appendix A: Student Code of Conduct

RECOMMENDATION:

THAT the Board of Trustees approve the housekeeping changes to Policy 19 Appendix A: Student Code of Conduct, as attached.

BACKGROUND:

RISK ANALYSIS:

Policy 19 – Appendix A

STUDENT CODE OF CONDUCT

The Board endorses a set of desirable personal and interpersonal character traits that incorporate universal values common to all religions and ethnic-cultural groups, including respect, integrity, empathy, compassion, independence, cooperation, responsibility, and self-control.

Students are expected to learn, practice, and develop such personal and interpersonal character traits and to contribute to the development of welcoming, caring, respectful and safe learning environments. Students are further expected to respect diversity and refrain from demonstrating any form of discrimination as set out in the Alberta Human Rights Act, including gender identity and gender expression as set out in the Alberta Bill of Rights. Students are to foster a sense of belonging amongst all students.

Within the aforementioned context, students are expected to pursue academic and cultural studies to maximize their individual potential in becoming self-reliant, responsive, and contributing members of society.

Specifically

1. In displaying acceptable behaviour, students are expected to:
 - 1.1 Use their abilities and talents to gain maximum learning benefits from their school experiences;
 - 1.2 Contribute to a climate of mutual trust and respect conducive to effective learning, personal development, and social living;
 - 1.3 Co-operate fully with everyone authorized by the Board to provide education programs and other services;
 - 1.4 Comply with all applicable federal, provincial, and municipal laws and the rules of the Division and school;
 - 1.5 Account to their teachers for their conduct;
 - 1.6 Attend school regularly and punctually;
 - 1.7 Use non-violent means to resolve conflict;
 - 1.8 Treat all other students and staff with dignity, respect, and fairness at all times;
 - 1.9 Contribute to a learning environment that is free from physical, emotional, and social abuse;
 - 1.10 Take appropriate measures to help those in need; and
 - 1.11 Demonstrate honesty and integrity.
2. Students are accountable for demonstrating respect for:
 - 2.1 Authority;

- 2.2 Others and their property;
 - 2.3 School property, equipment, and textbooks; and
 - 2.4 Differences in ethnicity, race, religion, gender, and sexual orientation.
3. Students are prohibited from engaging in unacceptable behaviour, whether it occurs within the school building, during the school day, or by electronic means.

Examples of such behaviours include, but are not limited to:

- 3.1 Use, possession of, sale, distribution of, or active contact with, a weapon on a student's person, in a student's locker or desk, on Board property, or in a vehicle on Board property used by a student or occupied by a student as a passenger;
 - 3.2 Threats;
 - 3.3 Conduct that which endangers others;
 - 3.4 Encouraging conduct that which endangers or may endanger others;
 - 3.5 Encouraging unacceptable conduct;
 - 3.6 Use or display of improper, obscene, or abusive language;
 - 3.7 Distribution or display of offensive messages or pictures;
 - 3.8 Theft, including identity theft;
 - 3.9 Assault;
 - 3.10 Willful damage to school or others' property;
 - 3.11 Use, possession of, distribution of, or active contact with, or collection of money for illicit drugs, alcohol, or inhalants in school, on Board property, or in the context of any school-related activity;
 - 3.12 Attending school or any school-related activity under the influence of illicit drugs, alcohol, or inhalants;
 - 3.13 Personal or sexual harassment;
 - 3.14 Hazing, initiation activities; the formation or the operation of sororities, fraternities, gangs, and secret organizations;
 - 3.15 Extortion;
 - 3.16 Disruptive behaviour, willful disobedience, or defiance of authority;
 - 3.17 Interfering with the orderly conduct of classes or the school;
 - 3.18 Tampering with fire alarms and safety equipment;
 - 3.19 Criminal activity;
 - 3.20 Contravention of the school's code of conduct;
 - 3.21 Workplace violence;
 - 3.22 Bullying, including cyber-bullying; and
 - 3.23 Inappropriate information technology use.
4. Unacceptable student behaviour:

- 4.1 May be grounds for disciplinary action; and
- 4.2 Provides an opportunity for critical learning in the areas of:
 - 4.2.1 Personal accountability and responsibility;
 - 4.2.2 The development of empathy;
 - 4.2.3 Conflict resolution;
 - 4.2.4 Communication; and
 - 4.2.5 Social skills development.
5. When responding to unacceptable student behaviour, the following are to be considered:
 - 5.1 The effect of the student's behaviour upon other students, the staff, the school, and the community;
 - 5.2 The nature of the action or incident that calls for disciplinary or alternative measures;
 - 5.3 The student's previous conduct and previous interventions;
 - 5.4 The student's age, maturity, and abilities;
 - 5.5 The impact of a proposed action on the student's future behaviour;
 - 5.6 The student's learning needs; and
 - 5.7 Any other information considered appropriate or relevant.
6. The consequences of unacceptable behaviour may be:
 - 6.1 Assignment of a student whose behaviour is unacceptable, disruptive, or destructive to an alternate supervised location;
 - 6.2 Short-term removal of privileges;
 - 6.3 Detention;
 - 6.4 Use of reasonable force as required by way of correction to restrain a student from carrying out a violent or destructive act that could harm the student or others;
 - 6.5 Alternative interventions such as community conferencing or other forms of restorative justice;
 - 6.6 Corrective student transfer;
 - 6.7 Suspension; and
 - 6.8 Recommendation for expulsion.
7. Students will contribute, to the greatest extent possible, to a learning environment that is well-ordered, peaceful, safe, non-threatening, and conducive to learning and optimal growth.
8. Support will be provided for students who are impacted by inappropriate behavior, as well as for students who engage in inappropriate behavior.

Legal Reference: Section 8, 31, 33, 35, 35.1, 36, 37, 41, 51, 52, 53, 222 Education Act
 Alberta Bill of Rights
 Alberta Human Rights Act
 Canadian Charter of Rights and Freedoms
 Criminal Code



NORTHLAND SCHOOL DIVISION

ADMINISTRATION RECOMMENDATION TO THE BOARD

TO: THE BOARD OF TRUSTEES **DATE:** NOVEMBER 25, 2022

SUBMITTED BY: Dr. Nancy Spencer-Poitras, Superintendent of Schools

ORIGINATOR: Cathy Wanyandie, Board Chair

SUBJECT: Policy 19 Appendix B: Sexual Orientation and Gender Identity

REFERENCE(S):

ATTACHMENTS: Policy 19 Appendix B: Sexual Orientation and Gender Identity

RECOMMENDATION:
THAT the Board of Trustees approve the housekeeping changes to Policy 19 Appendix B: Sexual Orientation and Gender Identity, as attached.

BACKGROUND:
RISK ANALYSIS:

Policy 19 – Appendix B

SEXUAL ORIENTATION AND GENDER IDENTITY

The Board is committed to establishing and maintaining a safe, inclusive, equitable, and welcoming learning and teaching environment for all members of the school community. This includes those students, staff, and families who identify or are perceived as lesbian, gay, bisexual, transgender, transsexual, intersexual, asexual, two-spirit, queer (LGBTQIA2S+), or questioning their sexual orientation, gender identity, or gender expression. The Board expects all members of this diverse community to be welcomed, respected, accepted and supported in every school.

All members of the school community have the right to learn and work in an environment free of discrimination, prejudice, and harassment. This right is guaranteed under the Canadian Charter of Rights and Freedoms, Alberta Human Rights Act, and Education Act. These rights shall be supported and enforced so that all members of the school community may work together in an atmosphere of mutual respect and appreciation for individual differences. The Board will not tolerate harassment, bullying, intimidation, or discrimination on the basis of a person's actual or perceived sexual orientation, gender identity, or gender expression.

The Board believes that all sexual and gender minority students, staff, and families have the right to:

1. Be treated fairly, equitably, and with dignity and respect;
2. Have their confidentiality protected and respected;
3. Self-identification and determination;
4. Freedom of conscience, expression, and association;
5. Be fully included in an inclusive, positive, and respectful manner by all school personnel;
6. Have equitable access to the same supports, services, and protections provided to heterosexual students and families;
7. Have avenues of recourse (without fear of reprisal) available to them when they are victims of harassment, prejudice, discrimination, intimidation, bullying, and/or violence; and
8. Have their unique identities, families, cultures, and communities included, valued, and respected within all aspects of the school environment.

The Board is committed to implementing measures that will:

1. Define appropriate expectations, behaviours, language, and actions in order to prevent discrimination, prejudice, and harassment through greater awareness of and responsiveness to their harmful effects.

2. Ensure that all such discriminatory behaviours and complaints will be taken seriously, documented, and dealt with expeditiously and effectively through consistently applied ~~policy~~ **policies** and procedures.
3. Improve understanding of the individual lives of sexual and gender minorities and their families, cultures, and communities.
4. Develop, implement, and evaluate inclusive educational strategies, professional development opportunities, and administrative guidelines to ensure that sexual and gender minorities and their families are welcomed and treated with respect and dignity in all aspects of the school community.

Specifically

1. If one or more students attending a school operated by a board request a staff member employed by the board for support to establish a voluntary student organization, or to lead an activity intended to promote a welcoming, caring, respectful and safe learning environment that respects diversity and fosters a sense of belonging, the principal of the school shall:
 - 1.1 Immediately grant permission for the establishment of the student organization or the holding of the activity at the school, and
 - 1.2 Within a reasonable time from the date that the principal receives the request designate a staff member to serve as the staff liaison to facilitate the establishment, and the ongoing operation, of the student organization or to assist in organizing the activity. The staff member shall inform the school community about available Division and community supports and resources.
 - 1.3 The principal must ensure that notification of a club or activity be **is** consistent with the usual practices of any club or activity, and;
 - 1.3.1 Is limited to the fact of the establishment of the organization holding the activity.
 - 1.3.2 The Board is bound by the *Freedom of Information Protection of Privacy Act* (FOIP).
 - 1.4 Principals are to ensure that they provide supports for any student impacted by inappropriate behavior or who engages **s** in inappropriate behavior.
2. The students may select a respectful and inclusive name for the organization or activity, including the name 'gay-straight alliance' or 'queer-straight alliance', after consulting with the principal.
3. The principal shall immediately inform the Board and the Minister if no staff member is available to serve as a staff liaison referred to in section (1), and if so informed, the Minister shall appoint a responsible adult to work with the requesting students in organizing the activity or to facilitate the establishment, and the ongoing operation, of the student organization at the school.

4. The principal is responsible for ensuring that notification, if any, respecting a voluntary student organization or an activity referred to in section (1) is limited to the fact of the establishment of the organization or the holding of the activity.
5. Students and staff who identify as lesbian, gay, bisexual, transgender, ~~and/or~~ queer **and/or Questioning, Intersex, Asexual, and Two-Spirit** (LGBTQIA2S+) shall be treated fairly, equitably, with respect and have their confidentiality protected.
6. Employees of the Division shall not tolerate harassment, bullying, intimidation, or discrimination on the basis of a person's actual or perceived sexual orientation, gender identity, or gender expression.
7. The Principal shall promote and provide inclusive education, professional development opportunities, and support for staff to support same-gender parented families and students who are LGBTQ.
8. The Principal will ensure the safety, health, and educational needs of students who identify as ~~transgender, transsexual, or gender-queer~~ **lesbian, gay, bisexual, transgender, queer and/or questioning, intersex, asexual, two-spirit,** and promote best practices, including universal design of washrooms, preferred name and pronouns, **the** information contained on the student record, and access to locker room facilities, field trips, and extracurricular activities consistent with a student's lived gender identity or gender expression.
9. Students who ~~identified~~ **identify** as LGBTQIA2S+ are encouraged to report any incident or victimization, harassment, discrimination, intimidation, or bullying to the Principal/safe contact person.
10. The Principal shall ensure **a** satisfactory resolution to any conflict that may arise in the process of providing reasonable accommodation and inclusive practices in keeping with the best interests of the student.
11. The Principal shall ensure that all students, staff, and families are aware of this policy, **and** promote equality and non-discrimination with respect to gender, gender identity, gender expression, **and/or** sexual orientation.

Legal Reference: Section 8, 31, 33, 35, 35.1, 36, 37, 41, 51, 52, 53, 222 Education Act
 Alberta Bill of Rights
 Alberta Human Rights Act
 Canadian Charter of Rights and Freedoms
 Criminal Code
 Bill 24 – An Act to Support Gay-Straight Alliances



NORTHLAND SCHOOL DIVISION

ADMINISTRATION RECOMMENDATION TO THE BOARD

TO: THE BOARD OF TRUSTEES **DATE:** NOVEMBER 25, 2022

SUBMITTED BY: Douglas Aird, Secretary-Treasurer

SUBJECT: 2022 - 2023 Fall Budget Update

REFERENCE(S): Policy 2, Role of the Board

ATTACHMENTS: 2022 - 2023 Fall Budget Update

RECOMMENDATION:

THAT the Board of Trustees approve the 2022 - 2023 Fall Budget Update as attached, with no transfers of accumulated operating surplus to reserves at this time.

BACKGROUND:

The 2022 - 2023 fall budget update is presented to the Board of Trustees for approval.

As per Policy 2, Role of the Board, states in section 5.1, Fiscal Accountability, "Approve the annual budget and allocation of resources to achieve desired results."

The 2022-2023 operating budget was approved by the Board at their May 20, 2022 board meeting; and supports the Education Plan and 2023 goals. In the Fall, Administration reviews the organizational structure and distribution of students in schools to determine if the budget needs to be adjusted.

RISK ANALYSIS:



**Northland School Division
November 25, 2022**

2022 - 2023 Budget Update

Overall

- Budget 2023 was approved May 20, 2022 aligned with the Education Plan and goals
- Each fall administration examines the distribution of students in schools and organizational structure and determines if budgets need to be adjusted
- Key budget drivers, emerging issues and focus areas have all been reviewed including student distribution, revenues, divestment of two schools, learning loss supports and related adjustments, staffing, rates, potential improvements and contingencies
- Key changes include revenue estimates revised based on actual student counts, negotiated teacher rate changes funded provincially, the implementation of the support staff revised grids, changes to hours for Education Assistants and Custodians, minimal COVID impacts, Jordans staffing and manageable inflation
- Overall revenues and expenses are 5% lower than last year with a small surplus planned, before any adjustments for reserve movements and/or drawdowns
- Strategy continues to be to invest in long-term improvements and technology, to focus resources on classrooms

ANALYSIS

	<u>Fall Budget Update 2023</u>	<u>Final Budget May 2023</u>	<u>Fall Budget Update 2022</u>	<u>Final Budget May 2022</u>
Revenues	\$ 57,984,181	\$ 57,064,810	\$ 60,087,153	\$ 60,573,394
Expenses	57,780,409	56,749,770	59,789,760	59,989,503
Surplus (Deficit)	\$ 203,772	\$ 315,040	\$ 297,393	\$ 583,891

ENROLLMENT

- The enrollment level and mix are based on school level data. Due to the pandemic this has fluctuated and is being carefully monitored.

REVENUE

- The new funding framework has been fully implemented and the Division is funded more as a system than on a per student basis
- The Weighted Moving Average approach and early grant decisions have stabilized funding and moderates the financial impact of enrollment changes
- Forecast Federal/First Nation revenues have declined by 18% (\$2.1M) year over year due to the divestment of two schools offset by increases for Jordans Principle staff which are now budgeted (and are being added as federal funds are approved)

EXPENSES

- Staffing was allocated, based on priorities and need in discussions with principals
- School Food Services continues providing hot lunches across all schools, per the Board motion (\$2.1M annually)
- The revised grids and standardization of shifts has been factored into salaries/benefits
- Contingencies have been developed for inflationary pressures, with a quarterly review
- The investments in technology and housing continue with available funds and are being offset by travel reductions and other cost containment measures
- The final cost for property, liability and fleet insurance will be known with the billing from ARMIC in December
 - Although ARMIC insured values are up 14%, an overall slight decrease in property premiums has been negotiated
 - Contract bus coverage has been a challenge, with high rates continuing
 - Overall a minimal cost change is forecast
- Transferable expense budgets at schools are a reflection of the change in student enrolment, and are calculated using the allocation model
- Small schools are now staffed at 2.40 full-time equivalents minimum
- Dedicated language instructors continue at schools
- Funds have been set aside for community engagement/school councils
- Corporate services operational efficiency and quality is continuing to improve through the work with MNP and Atrieve and additional savings will be harvested
- Housing continues to be costly and unique to Northland. The \$3.9M Improvement Plan is building sustainability and a key driver in retention
- Accounting standards have been changed for all divisions and require that funds be set aside for the “Asset Retirement Obligation” costs of certain assets

Division-wide:

- Educational priorities for learning loss, refreshing literacy and numeracy are funded
- The capital reserves program continues into its second year and a multi-year program for operating reserve drawdown is in development
- The review of department operations, costing, priorities and opportunities is continuing on a cyclical basis



NORTHLAND SCHOOL DIVISION

ADMINISTRATION RECOMMENDATION TO THE BOARD

TO: THE BOARD OF TRUSTEES **DATE:** NOVEMBER 25, 2022

SUBMITTED BY: Dr. Nancy Spencer-Poitras, Superintendent of Schools

SUBJECT: Tri-Annual Report

REFERENCE(S):

ATTACHMENTS: 2022 - 2023 Tri-Annual Report

RECOMMENDATION:
THAT the Board of Trustees receive as information the first Tri-Annual Report for the 2022 - 2023 school year.

BACKGROUND:
RISK ANALYSIS:

Triannual Report #1

2022-2023



Message from Board & Superintendent

Triannual Report #1 2022-2023

Tansi, Edlánat'e, Hello everyone! We are pleased to present our first Triannual Report for the 2022-2023 school year!

This report highlights progress we have made with meeting or exceeding the priorities for Northland School Division (NSD):

1. Excellence in Learning
2. Excellence in Leadership
3. Excellence in Relationships

On behalf of the Board of Trustees and Administration, thank you for your continued support.

Sincerely,



Cathy Wanyandie

Cathy Wanyandie
Board Chair



Dr. Nancy Spencer-Poitras

Dr. Nancy Spencer-Poitras
Superintendent of Schools

Excellence in Learning

Triannual Report #1 2022-2023

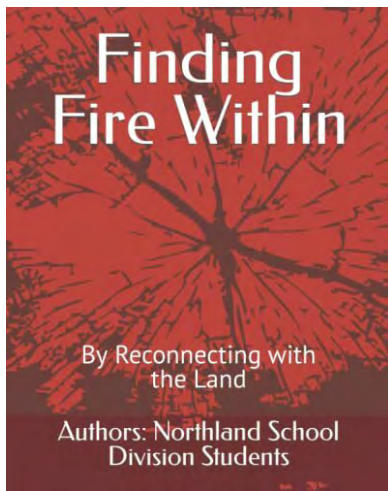
Priority 1: Excellence in Learning

Students achieve or exceed the standards set by Alberta Education in literacy and numeracy.

Outcome: Student success is supported by staff who ensure all students feel supported and have a sense of belonging within their schools.

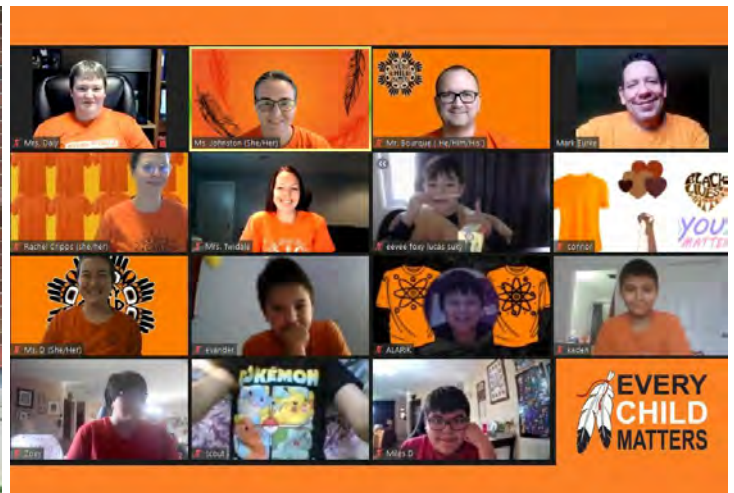
Outcome: The Division uses consistent literacy and numeracy practices to support the growth of educators and student achievement.

How is Northland achieving these outcomes?



- A book written by NSD students titled Finding Fire Within: by Reconnecting with the Land has received a lot of media attention. The published book was made possible with funding from our friends from Cenovus Energy. During the project, students listened to Elders during storytelling sessions. The students then received permission from the Elders to use their stories in a book. Visit our website to learn more <https://tinyurl.com/mw4tthdf>.

- In recognition and commitment to the Calls to Action to address reconciliation in Alberta, Northland School Division Board and Administration (NSD) supports the National Day for Truth and Reconciliation with students and staff together with their families. All NSD schools and facilities were closed on Friday, September 30th to observe this important day. On September 29th, Northland schools wore orange shirts and hosted events to honour and bring awareness to the experiences of residential school students.



Excellence in Learning

Triannual Report #1 2022-2023



- Northland is focused on weaving local First Nations and Métis knowledge into the learning experiences. This deliberate programming enables students to see themselves in the curriculum and feel more connected to their identity.



- NSD once again implemented a common professional learning calendar. Kindergarten to Grade 8 educators will focus on becoming more comfortable with the well researched practices to help students understand math. Educators in Grades 9-12 will focus on enhancing student engagement.

- TELUS World of Science - Edmonton continues to support Northland educators with science-related topics into the classroom environment. The Science in Motion teams organizes science-themed activities virtually and in-person!

- Northland continues to be in partnership with Mind-Fuel. Mind-Fuel is giving teachers the knowledge and tools to help students build microcontrollers and robots. The courses give students the skills and inspiration to explore science, technology, engineering and math related careers.



- A common high school calendar has great potential for increased student success. A great example of this is happening between Northland Online School teachers and with students located in other Northland schools. Students at Paddle Prairie School, Calling Lake School and Career Pathways School are taking courses they need to graduate via Zoom with the Northland Online School teachers

and other teachers throughout the school division.

Excellence in Leadership

Triannual Report #1 2022-2023

Priority 2: Excellence in Leadership

Through excellent leadership practices, everyone feels welcome and valued.

Outcome: Northland School Division employs a consistent process for reviewing school improvement and assurance.

Outcome: Northland School Division and school leadership models a welcoming learning and working environment that fosters a sense of belonging and pride for First Nations and Métis and non First Nations and Métis learners.

Outcome: Finances are well managed, decisions are supported by facts and stewardship is exemplary.

How is Northland achieving these outcomes?



• Professional Learning

- Northland hosted a New Teacher Orientation in August. The intent of the orientation was to introduce and assist the new teachers with understanding what they need to do to get off to a great start. The key areas of focus included; teaching in an Indigenous community, the importance of relationships and community engagement, planning for student success, an introduction to the people and resources to assist the teachers.



- Two days of professional learning were provided for 39 teachers to learn about the New K-3 curriculum. This represented 82 percent of the educators who will be teaching the new curriculum in Northland schools.

• Housing and Maintenance

- Northland continues to prioritize housing for teachers. 24 renovations have been completed out of the 37 initially planned. Once final inspections are done, 10 more renovations will be complete.

Excellence in Relationships

Triannual Report #1 2022-2023

Priority 3: Excellence in Relationships

Develop and actively promote healthy relationships with students, parents/guardians, staff, community and educational partners.

Outcome: Parents and community members engage in their school community and are involved in their child's education.

Outcome: Parents, guardians, communities and education partners are informed and involved in Northland School Division (NSD) plans, programs and progress through ongoing and effective communication.

Outcome: Northland School Division fosters purposeful and productive working relationships to collaboratively advance division operations to support student learning.

How is Northland achieving this outcome?

- Northland hosted a National Day for Truth and Reconciliation Camp on September 30th. The target audience for this camp was parents and guardians. During the camp, parents and guardians learned from Elders the art of building a dry meat rack and how to properly cut the meat before it's cooked. They also listened to stories and developed a better understanding of their role in revitalizing local language and culture in their community.
- School Council representatives and Elders had a chance to learn and share during the Northland School Division Council of School Councils and Ward Council Workshop on October 20, 2022. The workshop is one way Northland School Division engages with communities to support student achievement.



Excellence in Relationships

Triannual Report #1 2022-2023

AWARD WINNING PARTNERSHIP!

NSD's educational partnership with TELUS World of Science - Edmonton won a Canadian Association of Science Centres (CASCADE) National Award! Northland and TELUS World of Science - Edmonton received recognition for their unique partnership. The reciprocal sharing of Indigenous culture with the TELUS World of Science - Edmonton employees and the sharing of the science opportunities developed by (TWOSE) has created great relationships for all involved. Through the use of technology, NSD has brought in more science knowledge into the classrooms.



- Northland School Division (NSD) welcomed a couple of education partners! The Breakfast Club of Canada and one of its corporate partners Danone Canada came to Mistassiniy School and Gift Lake School to celebrate an agreement they have in place with Northland School Division. The agreement supports eight Northland schools.





Northland

SCHOOL DIVISION

"Our students love to come to school in Northland"



NORTHLAND SCHOOL DIVISION

ADMINISTRATION RECOMMENDATION TO THE BOARD

TO: THE BOARD OF TRUSTEES **DATE:** NOVEMBER 25, 2022
SUBMITTED BY: Douglas Aird, Secretary-Treasurer
SUBJECT: 2022 - 2023 Capital Maintenance Renewal Report
REFERENCE(S):
ATTACHMENTS:

RECOMMENDATION:
THAT the Board of Trustees receive as information the Capital Maintenance Renewal Report, as presented.

BACKGROUND:
Capital Maintenance Renewal (CMR) Report 2022 - 23

Project Name	Project Description	Additional Comments
1. Building Envelope Repairs	School wall repairs, roof repairs and complete re-roofing.	Portable roofs at Conklin and Father R.Perin Schools are completed. Bill Woodward School walls are underway.
2. Drainage Improvements	Grounds work, sidewalk replacement, weeping tile and sump trenching.	All Division schools are being upgraded externally on a cyclical basis.
3. Controls and instrumentation	Continue with controls upgrade Phase 2, fire panels, alarms and upgrades; electrical upgrades; and ARMIC risk-based sensors/controls (freezing/flood risk management)	All division schools are being upgraded to support remote operation, risk-based hazard detection/prevention and electrical code improvements. Chipewyan Lake and J.F. Dion Schools are underway.
4. Heat generation	Roof Top units will be assessed and upgraded as appropriate	Elizabeth and Susa Creek Schools are underway.

NORTHLAND SCHOOL DIVISION

ADMINISTRATION RECOMMENDATION TO THE BOARD

RISK ANALYSIS:

Northland School Division has school building capital assets with an insured replacement cost of \$176M while receiving annual grants of \$194,133 for Capital Maintenance Renewal (CMR) and \$281,017 for Infrastructure, Maintenance and Renewal (IMR). The total \$475,150 aligns with the previous IMR level and represents one quarter percent of the capital cost annually. The IMR/CMR Projects backlog list is \$8.7M.



NORTHLAND SCHOOL DIVISION

ADMINISTRATION RECOMMENDATION TO THE BOARD

TO: THE BOARD OF TRUSTEES **DATE:** NOVEMBER 25, 2022
SUBMITTED BY: Dr. Nancy Spencer-Poitras, Superintendent of Schools
SUBJECT: School Viability Studies
REFERENCE(S): Education Act - Section 62 Closure of Schools
 Policy 15 - School Closures
ATTACHMENTS:

RECOMMENDATION:
THAT the Board of Trustees receive as information, notice that the Superintendent of Schools is conducting viability reviews for Conklin Community School, Hillview School and Pelican Mountain School.

BACKGROUND:

As per Policy 15, Section 2, the Superintendent of Schools is required to inform the Board of Trustees prior to December 1st of each year of any school viability studies to be undertaken.

School	Number of Students Registered
Conklin Community School	14
Hillview School	24
Pelican Mountain School	12

RISK ANALYSIS:
 The viability of small schools has an impact on the Board’s overall ability to serve all of the students’ in the Northland School Division. Costs of operation and quality of education are the primary drivers of the viability studies.



NORTHLAND SCHOOL DIVISION

ADMINISTRATION RECOMMENDATION TO THE BOARD

TO: THE BOARD OF TRUSTEES **DATE:** NOVEMBER 25, 2022
SUBMITTED BY: Douglas Aird, Secretary-Treasurer
SUBJECT: 2021 - 2022 Audited Financial Statements
REFERENCE(S): Policy 2, Role of the Board
ATTACHMENTS: 2021 - 2022 Audited Financial Statements

RECOMMENDATION:
THAT the Board of Trustees approve the 2021 - 2022 Audited Financial Statements as attached and presented by the Auditors.

BACKGROUND:
 As per Policy 2 – Role of the Board, including Section 5, Fiscal Accountability, the Board of Trustees approves the financial statements and receives the audit opinion report.
 The financial statements have been prepared by the Finance Department for the year ended August 31, 2022 in the form approved by Alberta Education (draft attached). Metrix Group LLP, Chartered Professional Accountants, has audited these statements and plans to issue a clean opinion.
 Following approval, the financial statements will be submitted to Alberta Education and posted on the Division’s website.

RISK ANALYSIS:
 Having an external auditor, and providing in-camera time with the Board are crucial in ensuring that the division is using its grant money for educating students and the activities for that mandate. In addition the audit process introduces best practices and drives improvement while providing assurance to funders and stakeholders that the money is being used as intended.

**AUDITED
FINANCIAL STATEMENTS
FOR THE YEAR ENDED AUGUST 31, 2022**
[Education Act, Sections 139, 140, 244]

1280 The Northland School Division

Legal Name of School Jurisdiction

9809 77 Avenue Peace River, AB T8S 1C9

Mailing Address

780-624-2060 x 6141 douglas.aird@nsd61.ca

Contact Numbers and Email Address

SCHOOL JURISDICTION MANAGEMENT'S RESPONSIBILITY FOR FINANCIAL REPORTING

The financial statements of 1280 The Northland School Division presented to Alberta Education have been prepared by school jurisdiction management which has responsibility for their preparation, integrity and objectivity. The financial statements, including notes, have been prepared in accordance with Canadian Public Sector Accounting Standards and follow format prescribed by Alberta Education.

In fulfilling its reporting responsibilities, management has maintained internal control systems and procedures designed to provide reasonable assurance that the school jurisdiction's assets are safeguarded, that transactions are executed in accordance with appropriate authorization and that accounting records may be relied upon to properly reflect the school jurisdiction's transactions. The effectiveness of the control systems is supported by the selection and training of qualified personnel, an organizational structure that provides an appropriate division of responsibility and a strong system of budgetary control.

Board of Trustees Responsibility

The ultimate responsibility for the financial statements lies with the Board of Trustees. The Board reviewed the audited financial statements with management in detail and approved the financial statements for release.

External Auditors

The Board appoints external auditors to audit the financial statements and meets with the auditors to review their findings. The external auditors were given full access to school jurisdiction records.

Declaration of Management and Board Chair

To the best of our knowledge and belief, these financial statements reflect, in all material respects, the financial position, results of operations, remeasurement gains and losses, changes in net financial assets (debt), and cash flows for the year in accordance with Canadian Public Sector Accounting Standards.

BOARD CHAIR

Cathy Wanyandie

Name

Signature

SUPERINTENDENT

Dr. Nancy Spencer-Poitras

Name

Signature

SECRETARY-TREASURER OR TREASURER

Douglas Aird

Name

Signature

November 25, 2022

Board-approved Release Date

c.c. ALBERTA EDUCATION, Financial Reporting & Accountability Branch
8th Floor Commerce Place, 10155-102 Street, Edmonton AB T5J 4L5
EMAIL: EDC.FRA@gov.ab.ca
PHONE: Ash Bhasin: (780) 415-8940; Jianan Wang: (780) 427-3855 FAX: (780) 422-6996

School Jurisdiction Code: 1280

TABLE OF CONTENTS

	Page
INDEPENDENT AUDITORS' REPORT	3
STATEMENT OF FINANCIAL POSITION	4
STATEMENT OF OPERATIONS	5
STATEMENT OF CASH FLOWS	6
STATEMENT OF CHANGE IN NET FINANCIAL ASSETS	7
STATEMENT OF REMEASUREMENT GAINS AND LOSSES	8
SCHEDULE 1: SCHEDULE OF NET ASSETS	9
SCHEDULE 2: SCHEDULE OF DEFERRED CONTRIBUTIONS	11
SCHEDULE 3: SCHEDULE OF PROGRAM OPERATIONS	13
SCHEDULE 4: SCHEDULE OF OPERATIONS AND MAINTENANCE	14
SCHEDULE 5: SCHEDULE OF CASH, CASH EQUIVALENTS, AND PORTFOLIO INVESTMENTS	15
SCHEDULE 6: SCHEDULE OF TANGIBLE CAPITAL ASSETS	16
SCHEDULE 7: SCHEDULE OF REMUNERATION AND MONETARY INCENTIVES	17
NOTES TO THE FINANCIAL STATEMENTS	18
SCHEDULE 8: UNAUDITED SCHEDULE OF FEES	34
SCHEDULE 9: UNAUDITED SCHEDULE OF SYSTEM ADMINISTRATION	35



INDEPENDENT AUDITORS' REPORT

To the Board of Trustees of Northland School Division:

Opinion

We have audited the financial statements of Northland School Division (the Division), which comprise the statement of financial position as at August 31, 2022, and the statements of operations, cash flows, change in net assets, and remeasurement gains and losses for the year then ended, and notes to the financial statements, including a summary of significant accounting policies.

In our opinion, the accompanying financial statements present fairly, in all material respects, the financial position of the Division as at August 31, 2022, and the results of its operations, change in net assets, remeasurement gains and losses and its cash flows for the year then ended in accordance with Canadian public sector accounting standards.

Basis for Opinion

We conducted our audit in accordance with Canadian generally accepted auditing standards. Our responsibilities under those standards are further described in the *Auditors' Responsibilities for the Audit of the Financial Statements* section of our report. We are independent of the Division in accordance with the ethical requirements that are relevant to our audit of the financial statements in Canada, and we have fulfilled our ethical responsibilities in accordance with these requirements. We believe the audit evidence we have obtained is sufficient and appropriate to provide a basis for our opinion.

Responsibilities of Management and Those Charged with Governance for the Financial Statements

Management is responsible for the preparation and fair presentation of the financial statements in accordance with Canadian public sector accounting standards, and for such internal control as management determines is necessary to enable the preparation of financial statements that are free from material misstatement, whether due to fraud or error.

In preparing the financial statements, management is responsible for assessing the Division's ability to continue as a going concern, disclosing, as applicable, matters relating to going concern and using the going concern basis of accounting unless management either intends to liquidate the Division or to cease operations, or has no realistic alternative but to do so.

Those charged with governance are responsible for overseeing the Division's financial reporting process.

(continues)



Independent Auditors' Report to the Board of Trustees of Northland School Division (continued)

Auditors' Responsibility for the Audit of the Financial Statements

Our objectives are to obtain reasonable assurance about whether the financial statements as a whole are free from material misstatement, whether due to fraud or error, and to issue an auditors' report that includes our opinion. Reasonable assurance is a high level of assurance, but it is not a guarantee that an audit conducted in accordance with Canadian generally accepted auditing standards will always detect a material misstatement when it exists. Misstatements can arise from fraud or error and are considered material if, individually or in the aggregate, they could reasonably be expected to influence the economic decisions of users taken on the basis of these financial statements.

As part of an audit in accordance with Canadian generally accepted auditing standards, we exercise professional judgment and maintain professional skepticism throughout the audit. We also:

- Identify and assess the risks of material misstatement of the financial statements, whether due to fraud or error, design and perform audit procedures responsive to those risks, and obtain audit evidence that is sufficient and appropriate to provide a basis for our opinion. The risk of not detecting a material misstatement resulting from fraud is higher than for one resulting from error, as fraud may involve collusion, forgery, intentional omissions, misrepresentations, or the override of internal control.
- Obtain an understanding of internal control relevant to the audit in order to design audit procedures that are appropriate in the circumstances, but not for the purpose of expressing an opinion on the effectiveness of the Division's internal control.
- Evaluate the appropriateness of accounting policies and the reasonableness of accounting estimates and related disclosures made by management.
- Conclude on the appropriateness of management's use of the going concern basis of accounting and, based on the audit evidence obtained, whether a material uncertainty exists related to events or conditions that may cast significant doubt on the Division's ability to continue as a going concern. If we conclude that a material uncertainty exists, we are required to draw attention in our auditors' report to the related disclosures in the financial statements or, if such disclosures are inadequate, to modify our opinion. Our conclusions are based on the audit evidence obtained up to the date of our auditors' report. However, future events or conditions may cause the Division to cease to continue as a going concern.
- Evaluate the overall presentation, structure and content of the financial statements, including the disclosures, and whether the financial statements represent the underlying transactions and events in a manner that achieves fair presentation.

We communicate with those charged with governance regarding, among other matters, the planned scope and timing of the audit and significant audit findings, including any significant deficiencies in internal control that we identify during our audit.

Chartered Professional Accountants

Edmonton, Alberta
November 25, 2022

STATEMENT OF FINANCIAL POSITION
As at August 31, 2022 (in dollars)

		2022	2021
FINANCIAL ASSETS			
Cash and cash equivalents	(Schedule 5)	\$ 24,886,779	\$ 21,745,877
Accounts receivable (net after allowances)	(Note 3)	\$ 4,260,489	\$ 2,095,729
Portfolio investments			
Operating		\$ -	\$ -
Endowments		\$ -	\$ -
Inventories for resale		\$ -	\$ -
Other financial assets	(Note 4)	\$ 31,250	\$ 31,250
Total financial assets		\$ 29,178,518	\$ 23,872,856
LIABILITIES			
Bank indebtedness	(Note 7)	\$ -	\$ -
Accounts payable and accrued liabilities	(Note 8)	\$ 7,531,904	\$ 5,009,056
Unspent deferred contributions	(Schedule 2)	\$ 8,909,811	\$ 8,238,948
Employee future benefits liabilities	(Note 10)	\$ 10,001	\$ 6,001
Environmental liabilities		\$ -	\$ -
Other liabilities		\$ -	\$ -
Debt			
Unsupported: Debentures		\$ -	\$ -
Mortgages and capital loans		\$ -	\$ -
Capital leases	(Note 13)	\$ 69,166	\$ -
Total liabilities		\$ 16,520,882	\$ 13,254,005
Net financial assets		\$ 12,657,636	\$ 10,618,851
NON-FINANCIAL ASSETS			
Tangible capital assets	(Schedule 6)	\$ 63,626,197	\$ 63,251,387
Inventory of supplies		\$ -	\$ 7,539
Prepaid expenses	(Note 6)	\$ 909,759	\$ 1,113,195
Other non-financial assets		\$ -	\$ -
Total non-financial assets		\$ 64,535,956	\$ 64,372,121
Net assets before spent deferred capital contributions		\$ 77,193,592	\$ 74,990,972
Spent deferred capital contributions	(Schedule 2)	\$ 57,742,485	\$ 57,427,673
Net assets		\$ 19,451,107	\$ 17,563,299
Net assets	(Note 14)		
Accumulated surplus (deficit)	(Schedule 1)	\$ 19,451,107	\$ 17,563,299
Accumulated remeasurement gains (losses)		\$ -	\$ -
		\$ 19,451,107	\$ 17,563,299
Contractual rights			
Contingent assets			
Contractual obligations	(Note 9)		
Contingent liabilities	(Note 18)		

The accompanying notes and schedules are part of these financial statements.

School Jurisdiction Code: 1280

STATEMENT OF OPERATIONS
For the Year Ended August 31, 2022 (in dollars)

	Budget 2022 (Note 20)	Actual 2022	Actual 2021
REVENUES			
Government of Alberta	\$ 47,130,583	\$ 47,866,396	\$ 49,677,201
Federal Government and other government grants	\$ 12,305,474	\$ 14,098,426	\$ 13,235,733
Property taxes	\$ -	\$ -	\$ -
Fees (Schedule 8)	\$ -	\$ -	\$ -
Sales of services and products	\$ 46,409	\$ 1,376,769	\$ 690,930
Investment income	\$ 40,000	\$ 336,373	\$ 161,290
Donations and other contributions	\$ 450,000	\$ 436,888	\$ 142,784
Other revenue	\$ 600,928	\$ 858,413	\$ 905,441
Total revenues	\$ 60,573,394	\$ 64,973,265	\$ 64,813,379
EXPENSES			
Instruction - ECS	\$ 1,227,691	\$ 852,340	\$ 103,359
Instruction - Grades 1 to 12	\$ 36,019,181	\$ 39,013,391	\$ 37,489,566
Operations and maintenance (Schedule 4)	\$ 10,488,009	\$ 12,757,375	\$ 11,501,845
Transportation	\$ 4,611,762	\$ 3,919,633	\$ 3,606,489
System administration	\$ 3,121,317	\$ 3,352,590	\$ 2,547,421
External services	\$ 4,521,543	\$ 3,190,128	\$ 3,088,950
Total expenses	\$ 59,989,503	\$ 63,085,457	\$ 58,337,630
Annual operating surplus (deficit)	\$ 583,891	\$ 1,887,808	\$ 6,475,749
Endowment contributions and reinvested income	\$ -	\$ -	\$ -
Annual surplus (deficit)	\$ 583,891	\$ 1,887,808	\$ 6,475,749
Accumulated surplus (deficit) at beginning of year	\$ 17,563,299	\$ 17,563,299	\$ 11,087,550
Accumulated surplus (deficit) at end of year	\$ 18,147,190	\$ 19,451,107	\$ 17,563,299

The accompanying notes and schedules are part of these financial statements.

School Jurisdiction Code: 1280		
STATEMENT OF CASH FLOWS For the Year Ended August 31, 2022 (in dollars)		
	2022	2021
CASH FLOWS FROM:		
A. OPERATING TRANSACTIONS		
Annual surplus (deficit)	\$ 1,887,808	\$ 6,475,749
Add (Deduct) items not affecting cash:		
Amortization of tangible capital assets	\$ 4,391,520	\$ 4,494,445
Net (gain)/loss on disposal of tangible capital assets	\$ 163,290	\$ 30,623
Transfer of tangible capital assets (from)/to other entities	\$ (3,882,144)	\$ (703,822)
(Gain)/Loss on sale of portfolio investments	\$ -	\$ -
Spent deferred capital recognized as revenue	\$ (3,422,123)	\$ (3,493,736)
Deferred capital revenue write-down / adjustment	\$ 495,950	\$ 379,155
Increase/(Decrease) in employee future benefit liabilities	\$ 4,000	\$ -
Donations in kind	\$ -	\$ -
	\$ -	\$ -
	\$ (361,699)	\$ 7,182,414
(Increase)/Decrease in accounts receivable	\$ (2,164,760)	\$ 4,974,722
(Increase)/Decrease in inventories for resale	\$ -	\$ -
(Increase)/Decrease in other financial assets	\$ -	\$ (9,250)
(Increase)/Decrease in inventory of supplies	\$ 7,539	\$ -
(Increase)/Decrease in prepaid expenses	\$ 203,434	\$ 274,665
(Increase)/Decrease in other non-financial assets	\$ -	\$ -
Increase/(Decrease) in accounts payable, accrued and other liabilities	\$ 2,522,848	\$ (3,419,712)
Increase/(Decrease) in unspent deferred contributions	\$ 670,863	\$ (1,491,616)
Increase/(Decrease) in environmental liabilities	\$ -	\$ -
Other (describe)	\$ -	\$ -
Total cash flows from operating transactions	\$ 878,225	\$ 7,511,223
B. CAPITAL TRANSACTIONS		
Acquisition of tangible capital assets	\$ (1,599,675)	\$ (2,637,867)
Net proceeds from disposal of unsupported capital assets	\$ 56,251	\$ 33,872
Other (describe)	\$ -	\$ -
Total cash flows from capital transactions	\$ (1,543,424)	\$ (2,603,995)
C. INVESTING TRANSACTIONS		
Purchases of portfolio investments	\$ -	\$ -
Proceeds on sale of portfolio investments	\$ -	\$ -
Other (Describe)	\$ -	\$ -
Other (describe)	\$ -	\$ -
Total cash flows from investing transactions	\$ -	\$ -
D. FINANCING TRANSACTIONS		
Debt issuances	\$ -	\$ -
Debt repayments	\$ -	\$ -
Increase (decrease) in spent deferred capital contributions	\$ 3,736,935	\$ 2,297,183
Capital lease issuances	\$ 79,529	\$ -
Capital lease payments	\$ (10,363)	\$ -
Other (describe)	\$ -	\$ -
Other (describe)	\$ -	\$ -
Total cash flows from financing transactions	\$ 3,806,101	\$ 2,297,183
Increase (decrease) in cash and cash equivalents	\$ 3,140,902	\$ 7,204,411
Cash and cash equivalents, at beginning of year	\$ 21,745,877	\$ 14,541,466
Cash and cash equivalents, at end of year	\$ 24,886,779	\$ 21,745,877

The accompanying notes and schedules are part of these financial statements.

School Jurisdiction Code: 1280

STATEMENT OF CHANGE IN NET FINANCIAL ASSETS
For the Year Ended August 31, 2022 (in dollars)

	Budget 2022	2022	2021
Annual surplus (deficit)	\$ 583,891	\$ 1,887,808	\$ 6,475,749
Effect of changes in tangible capital assets			
Acquisition of tangible capital assets	\$ (2,800,000)	\$ (1,599,675)	\$ (2,637,867)
Amortization of tangible capital assets	\$ 4,550,607	\$ 4,391,520	\$ 4,494,445
Net (gain)/loss on disposal of tangible capital assets	\$ -	\$ 163,290	\$ 30,623
Net proceeds from disposal of unsupported capital assets	\$ -	\$ 552,201	\$ 413,027
Write-down carrying value of tangible capital assets	\$ -	\$ -	\$ -
Transfer of tangible capital assets (from)/to other entities	\$ -	\$ (3,882,144)	\$ (703,822)
Other changes Disposal of supported capital assets	\$ -	\$ -	\$ -
Total effect of changes in tangible capital assets	\$ 1,750,607	\$ (374,808)	\$ 1,596,406
Acquisition of inventory of supplies	\$ -	\$ 7,539	\$ -
Consumption of inventory of supplies	\$ -	\$ -	\$ -
(Increase)/Decrease in prepaid expenses	\$ -	\$ 203,434	\$ 274,665
(Increase)/Decrease in other non-financial assets	\$ -	\$ -	\$ -
Net remeasurement gains and (losses)	\$ -	\$ -	\$ -
Change in spent deferred capital contributions (Schedule 2)		\$ 314,812	\$ (1,196,553)
Other changes	\$ -	\$ -	\$ -
Increase (decrease) in net financial assets	\$ 2,334,498	\$ 2,038,785	\$ 7,150,267
Net financial assets at beginning of year	\$ 10,618,851	\$ 10,618,851	\$ 3,468,584
Net financial assets at end of year	\$ 12,953,349	\$ 12,657,636	\$ 10,618,851

The accompanying notes and schedules are part of these financial statements.

School Jurisdiction Code: 1280

STATEMENT OF CHANGE IN NET FINANCIAL ASSETS
For the Year Ended August 31, 2022 (in dollars)

	2022	2021
Annual surplus (deficit)	\$ 1,887,808	\$ 6,475,749
Effect of changes in tangible capital assets		
Acquisition of tangible capital assets	\$ (1,599,675)	\$ (2,637,867)
Amortization of tangible capital assets	\$ 4,391,520	\$ 4,494,445
Net (gain)/loss on disposal of tangible capital assets	\$ 163,290	\$ 30,623
Net proceeds from disposal of unsupported capital assets	\$ 552,201	\$ 413,027
Write-down carrying value of tangible capital assets	\$ -	\$ -
Transfer of tangible capital assets (from)/to other entities	\$ (3,882,144)	\$ (703,822)
Other changes Disposal of supported capital assets	\$ -	\$ -
Total effect of changes in tangible capital assets	\$ (374,808)	\$ 1,596,406
Acquisition of inventory of supplies	\$ 7,539	\$ -
Consumption of inventory of supplies	\$ -	\$ -
(Increase)/Decrease in prepaid expenses	\$ 203,434	\$ 274,665
(Increase)/Decrease in other non-financial assets	\$ -	\$ -
Net remeasurement gains and (losses)	\$ -	\$ -
Change in spent deferred capital contributions (Schedule 2)	\$ 314,812	\$ (1,196,553)
Other changes	\$ -	\$ -
Increase (decrease) in net financial assets	\$ 2,038,785	\$ 7,150,267
Net financial assets at beginning of year	\$ 10,618,851	\$ 3,468,584
Net financial assets at end of year	\$ 12,657,636	\$ 10,618,851

The accompanying notes and schedules are part of these financial statements.

School Jurisdiction Code: 1280

STATEMENT OF REMEASUREMENT GAINS AND LOSSES
For the Year Ended August 31, 2022 (in dollars)

	2022	2021
Unrealized gains (losses) attributable to:		
Portfolio investments	\$ -	\$ -
Other	\$ -	\$ -
Amounts reclassified to the statement of operations:		
Portfolio investments	\$ -	\$ -
Other	\$ -	\$ -
Other Adjustment (Describe)	\$ -	\$ -
Net remeasurement gains (losses) for the year	\$ -	\$ -
Accumulated remeasurement gains (losses) at beginning of year	\$ -	\$ -
Accumulated remeasurement gains (losses) at end of year	\$ -	\$ -

The accompanying notes and schedules are part of these financial statements.

SCHEDULE 1

SCHEDULE OF NET ASSETS
For the Year Ended August 31, 2022 (in dollars)

	NET ASSETS	ACCUMULATED REMEASUREMENT GAINS (LOSSES)	ACCUMULATED SURPLUS (DEFICIT)	INVESTMENT IN TANGIBLE CAPITAL ASSETS	ENDOWMENTS	UNRESTRICTED SURPLUS	INTERNALLY RESTRICTED	
							TOTAL OPERATING RESERVES	TOTAL CAPITAL RESERVES
Balance at August 31, 2021	\$ 17,563,299	\$ -	\$ 17,563,299	\$ 5,843,940	\$ -	\$ 9,902,208	\$ -	\$ 1,817,151
Prior period adjustments:								
	\$ -	\$ -	\$ -	\$ -	\$ -	\$ -	\$ -	\$ -
	\$ -	\$ -	\$ -	\$ -	\$ -	\$ -	\$ -	\$ -
Adjusted Balance, August 31, 2021	\$ 17,563,299	\$ -	\$ 17,563,299	\$ 5,843,940	\$ -	\$ 9,902,208	\$ -	\$ 1,817,151
Operating surplus (deficit)	\$ 1,887,808		\$ 1,887,808			\$ 1,887,808		
Board funded tangible capital asset additions				\$ 1,248,934		\$ (198,900)	\$ -	\$ (1,050,034)
Disposal of unsupported tangible capital assets or board funded portion of supported	\$ -		\$ -	\$ (219,541)		\$ 163,290		\$ 56,251
Write-down of unsupported tangible capital assets or board funded portion of supported	\$ -		\$ -	\$ -		\$ -		\$ -
Net remeasurement gains (losses) for the year	\$ -	\$ -						
Endowment expenses & disbursements	\$ -		\$ -		\$ -	\$ -		
Endowment contributions	\$ -		\$ -		\$ -	\$ -		
Reinvested endowment income	\$ -		\$ -		\$ -	\$ -		
Direct credits to accumulated surplus (Describe)	\$ -		\$ -	\$ -	\$ -	\$ -	\$ -	\$ -
Amortization of tangible capital assets	\$ -			\$ (4,391,520)		\$ 4,391,520		
Capital revenue recognized	\$ -			\$ 3,422,123		\$ (3,422,123)		
Debt principal repayments (unsupported)	\$ -			\$ 10,363		\$ (10,363)		
Additional capital debt or capital leases	\$ -			\$ (79,529)		\$ 79,529		
Net transfers to operating reserves	\$ -					\$ -	\$ -	
Net transfers from operating reserves	\$ -					\$ -	\$ -	
Net transfers to capital reserves	\$ -					\$ (6,469,397)		\$ 6,469,397
Net transfers from capital reserves	\$ -					\$ -		\$ -
Other Changes	\$ -		\$ -	\$ -	\$ -	\$ -	\$ -	\$ -
Other Changes	\$ -		\$ -	\$ -	\$ -	\$ -	\$ -	\$ -
Balance at August 31, 2022	\$ 19,451,107	\$ -	\$ 19,451,107	\$ 5,834,770	\$ -	\$ 6,323,572	\$ -	\$ 7,292,765

SCHEDULE 1

**SCHEDULE OF NET ASSETS
For the Year Ended August 31, 2022 (in dollars)**

	INTERNALLY RESTRICTED RESERVES BY PROGRAM									
	School & Instruction Related		Operations & Maintenance		System Administration		Transportation		External Services	
	Operating Reserves	Capital Reserves	Operating Reserves	Capital Reserves	Operating Reserves	Capital Reserves	Operating Reserves	Capital Reserves	Operating Reserves	Capital Reserves
Balance at August 31, 2021	\$ -	\$ (199,728)	\$ -	\$ 876,107	\$ -	\$ 135,126	\$ -	\$ (17,009)	\$ -	\$ 1,022,655
Prior period adjustments:										
	\$ -	\$ -	\$ -	\$ -	\$ -	\$ -	\$ -	\$ -	\$ -	\$ -
	\$ -	\$ -	\$ -	\$ -	\$ -	\$ -	\$ -	\$ -	\$ -	\$ -
Adjusted Balance, August 31, 2021	\$ -	\$ (199,728)	\$ -	\$ 876,107	\$ -	\$ 135,126	\$ -	\$ (17,009)	\$ -	\$ 1,022,655
Operating surplus (deficit)										
Board funded tangible capital asset additions	\$ -	\$ -	\$ -	\$ -	\$ -	\$ -	\$ -	\$ (260,193)	\$ -	\$ (789,841)
Disposal of unsupported tangible capital assets or board funded portion of supported		\$ 7		\$ 32,142		\$ -		\$ 24,102		\$ -
Write-down of unsupported tangible capital assets or board funded portion of supported		\$ -		\$ -		\$ -		\$ -		\$ -
Net remeasurement gains (losses) for the year										
Endowment expenses & disbursements										
Endowment contributions										
Reinvested endowment income										
Direct credits to accumulated surplus (Describe)	\$ -	\$ -	\$ -	\$ -	\$ -	\$ -	\$ -	\$ -	\$ -	\$ -
Amortization of tangible capital assets										
Capital revenue recognized										
Debt principal repayments (unsupported)										
Additional capital debt or capital leases										
Net transfers to operating reserves	\$ -		\$ -		\$ -		\$ -		\$ -	
Net transfers from operating reserves	\$ -		\$ -		\$ -		\$ -		\$ -	
Net transfers to capital reserves		\$ 707,543		\$ 2,743,482		\$ 203,947		\$ 1,270,170		\$ 1,544,255
Net transfers from capital reserves		\$ -		\$ -		\$ -		\$ -		\$ -
Other Changes	\$ -	\$ -	\$ -	\$ -	\$ -	\$ -	\$ -	\$ -	\$ -	\$ -
Other Changes	\$ -	\$ -	\$ -	\$ -	\$ -	\$ -	\$ -	\$ -	\$ -	\$ -
Balance at August 31, 2022	\$ -	\$ 507,822	\$ -	\$ 3,651,731	\$ -	\$ 339,073	\$ -	\$ 1,017,070	\$ -	\$ 1,777,069

SCHEDULE OF DEFERRED CONTRIBUTIONS
(EXTERNALLY RESTRICTED CONTRIBUTIONS ONLY)
For the Year Ended August 31, 2022 (in dollars)

SCHEDULE 2

	Alberta Education					Other GoA Ministries				
	IMR	CMR	Safe Return to Class/Safe Indoor Air	Others	Total Education	Alberta Infrastructure	Children's Services	Health	Other GOA Ministries	Total Other GoA Ministries
Deferred Operating Contributions (DOC)										
Balance at August 31, 2021	\$ 1,514,892	\$ (34,151)	\$ -	\$ 6,141,433	\$ 7,622,174	\$ -	\$ -	\$ -	\$ -	\$ -
Prior period adjustments - please explain:	\$ -			\$ -	\$ -	\$ -	\$ -	\$ -	\$ -	\$ -
Adjusted ending balance August 31, 2021	\$ 1,514,892	\$ (34,151)	\$ -	\$ 6,141,433	\$ 7,622,174	\$ -	\$ -	\$ -	\$ -	\$ -
Received during the year (excluding investment income)	\$ 290,884		\$ 23,997	\$ 216,570	\$ 531,451	\$ -	\$ -	\$ -	\$ -	\$ -
Transfer (to) grant/donation revenue (excluding investment income)	\$ (216,671)	\$ -	\$ (23,997)	\$ (444,326)	\$ (684,994)	\$ -	\$ -	\$ -	\$ -	\$ -
Investment earnings - Received during the year	\$ 18,551	\$ -	\$ -	\$ -	\$ 18,551	\$ -	\$ -	\$ -	\$ -	\$ -
Investment earnings - Transferred to investment income	\$ -	\$ -	\$ -	\$ -	\$ -	\$ -	\$ -	\$ -	\$ -	\$ -
Transferred (to) from UDCC	\$ -	\$ 34,151	\$ -	\$ -	\$ 34,151	\$ -	\$ -	\$ -	\$ -	\$ -
Transferred directly (to) SDCC	\$ (75,279)	\$ -	\$ -	\$ (19,778)	\$ (95,057)	\$ -	\$ -	\$ -	\$ -	\$ -
Transferred (to) from others - please explain:	\$ -	\$ -	\$ -	\$ -	\$ -	\$ -	\$ -	\$ -	\$ -	\$ -
DOC closing balance at August 31, 2022	\$ 1,532,377	\$ -	\$ -	\$ 5,893,899	\$ 7,426,276	\$ -	\$ -	\$ -	\$ -	\$ -
Unspent Deferred Capital Contributions (UDCC)										
Balance at August 31, 2021	\$ -	\$ -	\$ -	\$ 141,540	\$ 141,540	\$ 63,471	\$ -	\$ -	\$ -	\$ 63,471
Prior period adjustments - please explain:	\$ -			\$ -	\$ -	\$ -	\$ -	\$ -	\$ -	\$ -
Adjusted ending balance August 31, 2021	\$ -	\$ -	\$ -	\$ 141,540	\$ 141,540	\$ 63,471	\$ -	\$ -	\$ -	\$ 63,471
Received during the year (excluding investment income)	\$ -	\$ 259,313	\$ -	\$ -	\$ 259,313	\$ 576,022	\$ -	\$ -	\$ -	\$ 576,022
UDCC Receivable	\$ -	\$ -	\$ -	\$ -	\$ -	\$ -	\$ -	\$ -	\$ -	\$ -
Transfer (to) grant/donation revenue (excluding investment income)	\$ -	\$ -	\$ -	\$ -	\$ -	\$ -	\$ -	\$ -	\$ -	\$ -
Investment earnings - Received during the year	\$ -	\$ -	\$ -	\$ -	\$ -	\$ -	\$ -	\$ -	\$ -	\$ -
Investment earnings - Transferred to investment income	\$ -	\$ -	\$ -	\$ -	\$ -	\$ -	\$ -	\$ -	\$ -	\$ -
Proceeds on disposition of supported capital/ Insurance proceeds (and related interest)	\$ -	\$ -	\$ -	\$ 234	\$ 234	\$ -	\$ -	\$ -	\$ -	\$ -
Transferred from (to) DOC	\$ -	\$ (34,151)	\$ -	\$ -	\$ (34,151)	\$ -	\$ -	\$ -	\$ -	\$ -
Transferred from (to) SDCC	\$ -	\$ (233,708)	\$ -	\$ -	\$ (233,708)	\$ -	\$ -	\$ -	\$ -	\$ -
Transferred (to) from others - please explain:	\$ -	\$ -	\$ -	\$ -	\$ -	\$ -	\$ -	\$ -	\$ -	\$ -
UDCC closing balance at August 31, 2022	\$ -	\$ (8,546)	\$ -	\$ 141,774	\$ 133,228	\$ 639,493	\$ -	\$ -	\$ -	\$ 639,493
Total Unspent Deferred Contributions at August 31, 2022	\$ 1,532,377	\$ (8,546)	\$ -	\$ 6,035,673	\$ 7,559,504	\$ 639,493	\$ -	\$ -	\$ -	\$ 639,493
Spent Deferred Capital Contributions (SDCC)										
Balance at August 31, 2021	\$ 1,293,355	\$ 2,833,417	\$ -	\$ 590,366	\$ 4,717,138	\$ 52,525,114	\$ -	\$ -	\$ -	\$ 52,525,114
Prior period adjustments - please explain:	\$ -	\$ -		\$ -	\$ -	\$ -	\$ -	\$ -	\$ -	\$ -
Adjusted ending balance August 31, 2021	\$ 1,293,355	\$ 2,833,417	\$ -	\$ 590,366	\$ 4,717,138	\$ 52,525,114	\$ -	\$ -	\$ -	\$ 52,525,114
Donated tangible capital assets				\$ -	\$ -	\$ -	\$ -	\$ -	\$ -	\$ -
Alberta Infrastructure managed projects				\$ -	\$ -	\$ 3,882,144				\$ 3,882,144
Transferred from DOC	\$ 75,279	\$ -	\$ -	\$ 19,778	\$ 95,057	\$ -	\$ -	\$ -	\$ -	\$ -
Transferred from UDCC	\$ -	\$ 233,708	\$ -	\$ -	\$ 233,708	\$ -	\$ -	\$ -	\$ -	\$ -
Amounts recognized as revenue (Amortization of SDCC)	\$ -	\$ -	\$ -	\$ (3,422,123)	\$ (3,422,123)	\$ -	\$ -	\$ -	\$ -	\$ -
Disposal of supported capital assets	\$ -	\$ -	\$ -	\$ (3,265)	\$ (3,265)	\$ (492,685)	\$ -	\$ -	\$ -	\$ (492,685)
Transferred (to) from others - please explain:	\$ -	\$ -	\$ -	\$ -	\$ -	\$ -	\$ -	\$ -	\$ -	\$ -
SDCC closing balance at August 31, 2022	\$ 1,368,634	\$ 3,067,125	\$ -	\$ (2,815,244)	\$ 1,620,515	\$ 55,914,573	\$ -	\$ -	\$ -	\$ 55,914,573

	Other Sources				Total
	Gov't of Canada	Donations and grants from others	Other	Total other sources	
Deferred Operating Contributions (DOC)					
Balance at August 31, 2021	\$ 35,614	\$ 327,394	\$ 5,000	\$ 368,008	\$ 7,990,182
Prior period adjustments - please explain:	-	-	-	\$ -	\$ -
Adjusted ending balance August 31, 2021	\$ 35,614	\$ 327,394	\$ 5,000	\$ 368,008	\$ 7,990,182
Received during the year (excluding investment income)	\$ 364,050	\$ 353,565	\$ -	\$ 717,615	\$ 1,249,066
Transfer (to) grant/donation revenue (excluding investment income)	\$ (219,247)	\$ (177,341)	\$ -	\$ (396,588)	\$ (1,081,582)
Investment earnings - Received during the year	\$ -	\$ -	\$ -	\$ -	\$ 18,551
Investment earnings - Transferred to investment income	\$ -	\$ -	\$ -	\$ -	\$ -
Transferred (to) from UDCC	\$ -	\$ -	\$ -	\$ -	\$ 34,151
Transferred directly (to) SDCC	\$ -	\$ (21,976)	\$ -	\$ (21,976)	\$ (117,033)
Transferred (to) from others - please explain:	\$ -	\$ -	\$ -	\$ -	\$ -
DOC closing balance at August 31, 2022	\$ 180,417	\$ 481,642	\$ 5,000	\$ 667,059	\$ 8,093,335
Unspent Deferred Capital Contributions (UDCC)					
Balance at August 31, 2021	\$ -	\$ 43,755	\$ -	\$ 43,755	\$ 248,766
Prior period adjustments - please explain:	\$ -	\$ -	\$ -	\$ -	\$ -
Adjusted ending balance August 31, 2021	\$ -	\$ 43,755	\$ -	\$ 43,755	\$ 248,766
Received during the year (excluding investment income)	\$ -	\$ -	\$ -	\$ -	\$ 835,335
UDCC Receivable	\$ -	\$ -	\$ -	\$ -	\$ -
Transfer (to) grant/donation revenue (excluding investment income)	\$ -	\$ -	\$ -	\$ -	\$ -
Investment earnings - Received during the year	\$ -	\$ -	\$ -	\$ -	\$ -
Investment earnings - Transferred to investment income	\$ -	\$ -	\$ -	\$ -	\$ -
Proceeds on disposition of supported capital/ Insurance proceeds (and related interest)	\$ -	\$ -	\$ -	\$ -	\$ 234
Transferred from (to) DOC	\$ -	\$ -	\$ -	\$ -	\$ (34,151)
Transferred from (to) SDCC	\$ -	\$ -	\$ -	\$ -	\$ (233,708)
Transferred (to) from others - please explain:	\$ -	\$ -	\$ -	\$ -	\$ -
UDCC closing balance at August 31, 2022	\$ -	\$ 43,755	\$ -	\$ 43,755	\$ 816,476
Total Unspent Deferred Contributions at August 31, 2022	\$ 180,417	\$ 525,397	\$ 5,000	\$ 710,814	\$ 8,909,811
Spent Deferred Capital Contributions (SDCC)					
Balance at August 31, 2021	\$ -	\$ 185,421	\$ -	\$ 185,421	\$ 57,427,673
Prior period adjustments - please explain:	\$ -	\$ -	\$ -	\$ -	\$ -
Adjusted ending balance August 31, 2021	\$ -	\$ 185,421	\$ -	\$ 185,421	\$ 57,427,673
Donated tangible capital assets	\$ -	\$ -	\$ -	\$ -	\$ -
Alberta Infrastructure managed projects	\$ -	\$ -	\$ -	\$ -	\$ 3,882,144
Transferred from DOC	\$ -	\$ 21,976	\$ -	\$ 21,976	\$ 117,033
Transferred from UDCC	\$ -	\$ -	\$ -	\$ -	\$ 233,708
Amounts recognized as revenue (Amortization of SDCC)	\$ -	\$ -	\$ -	\$ -	\$ (3,422,123)
Disposal of supported capital assets	\$ -	\$ -	\$ -	\$ -	\$ (495,950)
Transferred (to) from others - please explain:	\$ -	\$ -	\$ -	\$ -	\$ -
SDCC closing balance at August 31, 2022	\$ -	\$ 207,397	\$ -	\$ 207,397	\$ 57,742,485

SCHEDULE 3

School Jurisdiction Code: 1280

SCHEDULE OF PROGRAM OPERATIONS
For the Year Ended August 31, 2022 (in dollars)

REVENUES	2022							2021
	Instruction		Operations and Maintenance	Transportation	System Administration	External Services	TOTAL	TOTAL
	ECS	Grades 1 - 12						
(1) Alberta Education	\$ 124,903	\$ 33,059,443	\$ 3,184,580	\$ 2,384,911	\$ 3,648,416	\$ 530	\$ 42,402,783	\$ 45,367,279
(2) Alberta Infrastructure	\$ -	\$ 47,171	\$ 3,193,736	\$ -	\$ 855	\$ 2,221,851	\$ 5,463,613	\$ 3,880,352
(3) Other - Government of Alberta	\$ -	\$ -	\$ -	\$ -	\$ -	\$ -	\$ -	\$ 429,570
(4) Federal Government and First Nations	\$ 336,871	\$ 9,603,990	\$ 2,320,169	\$ 988,904	\$ 845,626	\$ 2,866	\$ 14,098,426	\$ 13,235,733
(5) Other Alberta school authorities	\$ -	\$ -	\$ -	\$ -	\$ -	\$ -	\$ -	\$ -
(6) Out of province authorities	\$ -	\$ -	\$ -	\$ -	\$ -	\$ -	\$ -	\$ -
(7) Alberta municipalities-special tax levies	\$ -	\$ -	\$ -	\$ -	\$ -	\$ -	\$ -	\$ -
(8) Property taxes	\$ -	\$ -	\$ -	\$ -	\$ -	\$ -	\$ -	\$ -
(9) Fees	\$ -	\$ -	\$ -	\$ -	\$ -	\$ -	\$ -	\$ -
(10) Sales of services and products	\$ -	\$ 1,094,483	\$ 238,413	\$ 17,671	\$ 2,011	\$ 24,191	\$ 1,376,769	\$ 690,930
(11) Investment income	\$ -	\$ 336,373	\$ -	\$ -	\$ -	\$ -	\$ 336,373	\$ 161,290
(12) Gifts and donations	\$ -	\$ 311,305	\$ 16,077	\$ -	\$ -	\$ -	\$ 327,382	\$ 142,784
(13) Rental of facilities	\$ -	\$ -	\$ -	\$ -	\$ -	\$ 821,920	\$ 821,920	\$ 871,569
(14) Fundraising	\$ -	\$ 109,506	\$ -	\$ -	\$ -	\$ -	\$ 109,506	\$ -
(15) Gains on disposal of tangible capital assets	\$ -	\$ 7	\$ 12,384	\$ 24,102	\$ -	\$ -	\$ 36,493	\$ 33,872
(16) Other	\$ -	\$ -	\$ -	\$ -	\$ -	\$ -	\$ -	\$ -
(17) TOTAL REVENUES	\$ 461,774	\$ 44,562,278	\$ 8,965,359	\$ 3,415,588	\$ 4,496,908	\$ 3,071,358	\$ 64,973,265	\$ 64,813,379
EXPENSES								
(18) Certificated salaries	\$ 738,179	\$ 15,995,352			\$ 387,312	\$ -	\$ 17,120,843	\$ 16,688,469
(19) Certificated benefits	\$ 74,352	\$ 3,377,349			\$ 74,472	\$ -	\$ 3,526,173	\$ 3,351,847
(20) Non-certificated salaries and wages	\$ 28,871	\$ 6,897,614	\$ 2,681,392	\$ 1,000,306	\$ 1,220,874	\$ 387,083	\$ 12,216,140	\$ 11,549,878
(21) Non-certificated benefits	\$ 5,589	\$ 1,586,904	\$ 632,657	\$ 230,018	\$ 296,326	\$ 85,339	\$ 2,836,833	\$ 2,494,659
(22) SUB - TOTAL	\$ 846,991	\$ 27,857,219	\$ 3,314,049	\$ 1,230,324	\$ 1,978,984	\$ 472,422	\$ 35,699,989	\$ 34,084,853
(23) Services, contracts and supplies	\$ 5,349	\$ 10,326,868	\$ 6,014,325	\$ 2,119,139	\$ 1,366,851	\$ 2,371,355	\$ 22,203,887	\$ 19,032,698
(24) Amortization of supported tangible capital assets	\$ -	\$ 136,020	\$ 2,982,880	\$ -	\$ 855	\$ 302,368	\$ 3,422,123	\$ 3,493,736
(25) Amortization of unsupported tangible capital assets	\$ -	\$ 107,815	\$ 243,482	\$ 570,170	\$ 3,947	\$ 43,983	\$ 969,397	\$ 1,000,709
(26) Unsupported interest on capital debt	\$ -	\$ -	\$ 2,399	\$ -	\$ -	\$ -	\$ 2,399	\$ -
(27) Other interest and finance charges	\$ -	\$ -	\$ 660	\$ -	\$ 1,953	\$ -	\$ 2,613	\$ 2,708
(28) Losses on disposal of tangible capital assets	\$ -	\$ 203	\$ 199,580	\$ -	\$ -	\$ -	\$ 199,783	\$ 64,495
(29) Other expense	\$ -	\$ 585,266	\$ -	\$ -	\$ -	\$ -	\$ 585,266	\$ 658,431
(30) TOTAL EXPENSES	\$ 852,340	\$ 39,013,391	\$ 12,757,375	\$ 3,919,633	\$ 3,352,590	\$ 3,190,128	\$ 63,085,457	\$ 58,337,630
(31) OPERATING SURPLUS (DEFICIT)	\$ (390,566)	\$ 5,548,887	\$ (3,792,016)	\$ (504,045)	\$ 1,144,318	\$ (118,770)	\$ 1,887,808	\$ 6,475,749

SCHEDULE 4

School Jurisdiction Code: 1280

SCHEDULE OF OPERATIONS AND MAINTENANCE
For the Year Ended August 31, 2022 (in dollars)

EXPENSES	Custodial	Maintenance	Utilities and Telecomm.	Expensed IMR/CMR, Modular Unit Relocations & Lease Payments	Facility Planning & Operations Administration	Unsupported Amortization & Other Expenses	Supported Capital & Debt Services	2022 TOTAL Operations and Maintenance	2021 TOTAL Operations and Maintenance
Non-certificated salaries and wages	\$ 1,655,880	\$ 893,453	\$ -	\$ -	\$ 132,059			\$ 2,681,392	\$ 2,779,788
Non-certificated benefits	\$ 396,656	\$ 211,345	\$ -	\$ -	\$ 24,656			\$ 632,657	\$ 599,495
SUB-TOTAL REMUNERATION	\$ 2,052,536	\$ 1,104,798	\$ -	\$ -	\$ 156,715			\$ 3,314,049	\$ 3,379,283
Supplies and services	\$ 203,213	\$ 2,690,476	\$ -	\$ 303,715	\$ 153,042			\$ 3,350,446	\$ 2,565,393
Electricity			\$ 624,309					\$ 624,309	\$ 600,265
Natural gas/heating fuel			\$ 770,377					\$ 770,377	\$ 465,590
Sewer and water			\$ 49,499					\$ 49,499	\$ 81,799
Telecommunications			\$ 47,695					\$ 47,695	\$ 45,250
Insurance					\$ 1,092,333			\$ 1,092,333	\$ 998,156
ASAP maintenance & renewal payments							\$ -	\$ -	\$ -
Amortization of tangible capital assets									
Supported							\$ 2,982,880	\$ 2,982,880	\$ 3,004,166
Unsupported						\$ 243,482		\$ 243,482	\$ 236,182
TOTAL AMORTIZATION						\$ 243,482	\$ 2,982,880	\$ 3,226,362	\$ 3,240,348
Interest on capital debt									
Unsupported						\$ 2,399		\$ 2,399	\$ -
Lease payments for facilities				\$ 79,666				\$ 79,666	\$ 83,507
Other interest charges						\$ 660		\$ 660	\$ -
Losses on disposal of capital assets						\$ 199,580		\$ 199,580	\$ 42,254
TOTAL EXPENSES	\$ 2,255,749	\$ 3,795,274	\$ 1,491,880	\$ 383,381	\$ 1,402,090	\$ 446,121	\$ 2,982,880	\$ 12,757,375	\$ 11,501,845

SQUARE METRES									
School buildings								0.0	\$ 51,110
Non school buildings								0.0	\$ 2,371

Notes:

Custodial: All expenses related to activities undertaken to keep the school environment and maintenance shops clean and safe.

Maintenance: All expenses associated with the repair, replacement, enhancement and minor construction of buildings, grounds and equipment components. This includes regular and preventative maintenance undertaken to ensure components reach or exceed their life cycle and the repair of broken components. Maintenance expenses exclude operational costs related to expensed Infrastructure Maintenance Renewal (IMR), CMR & Modular Unit relocations, as they are reported on separately.

Utilities & Telecommunications: All expenses related to electricity, natural gas and other heating fuels, sewer and water and all forms of telecommunications.

Expensed IMR, CMR & Modular Unit Relocation & Lease Payments: All operational expenses associated with non-capitalized IMR and CMR projects, modular unit (portable) relocation, and payments on leased facilities.

Facility Planning & Operations Administration: All expenses related to the administration of operations and maintenance including (but not limited to) contract administration, clerical functions, negotiations, supervision of employees & contractors, school facility planning & project 'administration', administration of joint-use agreements, and all expenses related to ensuring compliance with health and safety standards, codes and government regulations.

Unsupported Amortization & Other Expenses: All expenses related to unsupported capital assets amortization and interest on unsupported capital debt.

Supported Capital & Debt Services: All expenses related to supported capital assets amortization and interest on supported capital debt.

SCHEDULE 5

School Jurisdiction Code: 1280

SCHEDULE OF CASH, CASH EQUIVALENTS, AND PORTFOLIO INVESTMENTS
For the Year Ended August 31, 2022 (in dollars)

Cash & Cash Equivalents

	2022			2021
	Average Effective (Market) Yield	Cost	Amortized Cost	Amortized Cost
Cash		\$ 24,886,779	\$ 24,886,779	\$ 21,745,877
Cash equivalents				
Government of Canada, direct and guaranteed	0.00%	-	-	-
Provincial, direct and guaranteed	0.00%	-	-	-
Corporate	0.00%	-	-	-
Other, including GIC's	0.00%	-	-	-
Total cash and cash equivalents		\$ 24,886,779	\$ 24,886,779	\$ 21,745,877

Portfolio Investments

	2022			2021	
	Average Effective (Market) Yield	Cost	Fair Value	Balance	Balance
Interest-bearing securities					
Deposits and short-term securities	0.00%	\$ -	\$ -	\$ -	\$ -
Bonds and mortgages	0.00%	-	-	-	-
	0.00%	-	-	-	-
Equities					
Canadian equities	0.00%	\$ -	\$ -	\$ -	\$ -
Global developed equities	0.00%	-	-	-	-
Emerging markets equities	0.00%	-	-	-	-
Private equities	0.00%	-	-	-	-
Pooled investment funds	0.00%	-	-	-	-
	0.00%	-	-	-	-
Other					
#REF!	0.00%	\$ -	\$ -	\$ -	\$ -
#REF!	0.00%	-	-	-	-
#REF!	0.00%	-	-	-	-
#REF!	0.00%	-	-	-	-
	0.00%	-	-	-	-
Total portfolio investments	0.00%	\$ -	\$ -	\$ -	\$ -

Portfolio investments

Operating

Cost
Unrealized gains and losses

Endowments

Cost
Unrealized gains and losses
Deferred revenue

Total portfolio investments

	2022	2021
Operating		
Cost	\$ -	\$ -
Unrealized gains and losses	-	-
Endowments		
Cost	\$ -	\$ -
Unrealized gains and losses	-	-
Deferred revenue	-	-
Total portfolio investments	\$ -	\$ -

The following represents the maturity structure for portfolio investments based on principal amount:

	2022	2021
Under 1 year	0.0%	0.0%
1 to 5 years	0.0%	0.0%
6 to 10 years	0.0%	0.0%
11 to 20 years	0.0%	0.0%
Over 20 years	0.0%	0.0%
	0.0%	0.0%

SCHEDULE 6

School Jurisdiction Code: 1280

SCHEDULE OF TANGIBLE CAPITAL ASSETS
For the Year Ended August 31, 2022 (in dollars)

Tangible Capital Assets	2022						2021
	Land	Work In Progress*	Buildings**	Equipment	Vehicles	Computer Hardware & Software	Total
Estimated useful life			10-40 Years	5 Years	5-12 Years	5 Years	
Historical cost							
Beginning of year	\$ 538,792	\$ 703,822	\$ 145,501,041	\$ 8,466,155	\$ 8,880,612	\$ 5,535,318	\$ 169,625,740
Prior period adjustments	-	-	-	-	-	-	-
Additions	-	3,882,144	1,135,946	157,464	260,193	46,072	5,481,819
Transfers in (out)	-	-	-	-	-	-	-
Less disposals including write-offs	-	-	(3,267,756)	(148,389)	(754,113)	(113,150)	(4,283,408)
Historical cost, August 31, 2022	\$ 538,792	\$ 4,585,966	\$ 143,369,231	\$ 8,475,230	\$ 8,386,692	\$ 5,468,240	\$ 170,824,151
Accumulated amortization							
Beginning of year	\$ -	\$ -	\$ 87,000,210	\$ 7,845,975	\$ 6,620,828	\$ 4,907,340	\$ 106,374,353
Prior period adjustments	-	-	-	-	-	-	-
Amortization	-	-	3,335,105	274,134	665,679	116,600	4,391,518
Other additions	-	-	-	-	-	-	-
Transfers in (out)	-	-	-	-	-	-	-
Less disposals including write-offs	-	-	(2,576,045)	(145,124)	(734,356)	(112,392)	(3,567,917)
Accumulated amortization, August 31, 2022	\$ -	\$ -	\$ 87,759,270	\$ 7,974,985	\$ 6,552,151	\$ 4,911,548	\$ 107,197,954
Net Book Value at August 31, 2022	\$ 538,792	\$ 4,585,966	\$ 55,609,961	\$ 500,245	\$ 1,834,541	\$ 556,692	\$ 63,626,197
Net Book Value at August 31, 2021	\$ 538,792	\$ 703,822	\$ 58,500,831	\$ 620,180	\$ 2,259,784	\$ 627,978	\$ 63,251,387

	2022	2021
Total cost of assets under capital lease	\$ 79,529	\$ -
Total amortization of assets under capital lease	\$ 7,953	\$ -

Assets under capital lease includes equipment with a total cost of \$79,529 (2021 - \$0) and accumulated amortization of \$7,953 (2021 - \$0)

* Work in progress includes a school under construction. The construction project is managed by Alberta Infrastructure and is expected to be completed during the 2023-24 year.

**Buildings include leasehold improvements with a total cost of \$29,481 and accumulated amortization of \$12,284.

SCHEDULE 7

School Jurisdiction Code: 1280

**SCHEDULE OF REMUNERATION AND MONETARY INCENTIVES
For the Year Ended August 31, 2022 (in dollars)**

Board Members:		FTE	Remuneration	Benefits	Allowances	Performance Bonuses	ERIP's / Other Paid	Other Accrued Unpaid Benefits (1)	Expenses
Robin Guild, Board Chair, Ward 7		1.00	\$25,481	\$4,173	\$0			\$0	\$17,838
Ward 1 (Carmen Laboucane, Lorraine McGillivray)		1.00	\$7,650	\$4,277	\$0			\$0	\$9,195
Ward 2 (Cathy Wanyandie)		1.00	\$18,901	\$6,641	\$0			\$0	\$19,194
Ward 3 (Randy Anderson, Bonnie Lamouche)		1.00	\$13,388	\$6,408	\$0			\$0	\$13,195
Ward 4 (Jesse Lamouche)		1.00	\$21,487	\$4,050	\$0			\$0	\$18,428
Ward 5 (Louis Cardinal)		0.14	\$1,902	\$1,238	\$0			\$0	\$623
Ward 5, renumbered from Ward 11 (Skye Durocher)		1.00	\$6,469	\$3,564	\$0			\$0	\$3,060
Ward 6 (Silas Yellowknee, Thomas Auger)		1.00	\$12,431	\$4,130	\$0			\$0	\$10,812
Ward 8 (Loretta Gladue)		1.00	\$8,044	\$3,268	\$0			\$0	\$2,152
Ward 9 (Rubi Sakeskanip, Julia Cardinal)		1.00	\$9,563	\$6,871	\$0			\$0	\$11,930
Ward 10 (Jules Nokohoo, Aimee McCamon)		1.00	\$16,200	\$7,056	\$0			\$0	\$12,587
		-	\$0	\$0	\$0			\$0	\$0
		-	\$0	\$0	\$0			\$0	\$0
Subtotal		10.14	\$141,516	\$51,676	\$0			\$0	\$119,014
Name, Superintendent 1	Dr. Nancy Spencer-Poitras	1.00	\$202,750	\$56,428	\$0	\$0	\$0	\$84,150	\$28,981
Name, Superintendent 2		-	\$0	\$0	\$0	\$0	\$0	\$0	\$0
Name, Superintendent 3		-	\$0	\$0	\$0	\$0	\$0	\$0	\$0
Name, Treasurer 1	Mr. Douglas Aird	1.00	\$165,000	\$33,665	\$0	\$0	\$0	\$19,356	\$16,501
Name, Treasurer 2		-	\$0	\$0	\$0	\$0	\$0	\$0	\$0
Name, Treasurer 3		-	\$0	\$0	\$0	\$0	\$0	\$0	\$0
Name, Other		-	\$0	\$0	\$0	\$0	\$0	\$0	\$0
Certificated			\$16,918,093	\$3,385,595	\$0	\$0	\$0	\$0	
School based	154.00								
Non-School based	14.00								
Non-certificated			\$11,909,624	\$2,732,136	\$0	\$0	\$0	\$0	
Instructional	125.00								
Operations & Maintenance	45.00								
Transportation	35.00								
Other	19.00								
TOTALS		404.14	\$29,336,983	\$6,259,500	\$0	\$0	\$0	\$103,506	\$164,496

Note 1 Authority

Northland School Division (the “Division”) delivers education programs under the authority of the *Education Act*, 2012, Chapter E-0.3 and also operates under the authority of the *Northland School Division Act*, Chapter N-5.1, Statutes of Alberta, 2017.

The Division receives instruction and support allocations under Education Grants Regulation AR120/2008. The Regulation allows for the setting of conditions and use of grant monies. The School Division is limited on certain funding allocations and administration expenses. The Division is a registered charity under the *Income Tax Act (Canada)* and is therefore exempt from the payment of income taxes.

Note 2 Summary of Significant Accounting Policies

These financial statements have been prepared in accordance with the CPA Canadian Public Sector Accounting Standards (PSAS). These financial statements have, in management’s opinion, been properly prepared within reasonable limits of materiality and within the framework of the accounting policies summarized below:

1. *Valuation of Financial Assets and Liabilities*

The Division’s financial assets and liabilities are generally measured as follows:

<u>Financial Statement Component:</u>	<u>Measurement:</u>
Cash and cash equivalents	Cost
Accounts receivable	Lower or cost or net recoverable value
Inventories	Lower of cost or net realizable value
Accounts payable and other accrued liabilities	Cost
Debt	Amortized cost

2. *Financial Assets*

Financial assets are assets that could be used to discharge existing liabilities or finance future operations and are not for consumption in the normal course of operations.

Financial assets are the Division’s financial claims on external organizations and individuals.

2a. *Cash and Cash Equivalents*

Cash includes cash on hand and balances with banks. Cash equivalents are short-term, highly liquid investments that are readily convertible to known amounts of cash and that are subject to an insignificant risk of change in value. Cash equivalents have maturities of three months or less from the date of acquisition and are held for the purpose of meeting short-term commitments rather than for investment purposes. Included in cash are School Generated Fund bank balances totaling \$189,246 (2021 - \$181,235) and \$7,292,765 (2021 - \$1,817,151) restricted for capital reserves.

2b. *Accounts Receivable*

Accounts receivable are recognized at the lower of cost or net recoverable value. A valuation allowance is recognized when recovery is uncertain.

2c. *Inventories*

Inventories are valued at the lower of cost and net realizable value. Cost is determined on first-in, first-out basis.

2d. *Other Financial Assets*

Other financial assets are valued at the lower of cost or expected net realizable value.

3. *Liabilities*

Liabilities are present obligations of the Division to external organizations and individuals arising from past transactions or events occurring before the year end, the settlement of which is expected to result in the future sacrifice of economic benefits. They are recognized when there is an appropriate basis of measurement and management can reasonably estimate the amounts.

3a. *Accounts Payable and Other Accrued Liabilities*

Accounts payable and other accrued liabilities include unearned revenue collected from external organizations and individuals for which goods and services have yet to be provided.

3b. *Deferred Contributions*

Deferred contributions include contributions received for operations which have stipulations that meet the definition of a liability per Public Sector Accounting Standard (PSAS) PS 3200. These contributions are recognized by the Division once it has met all eligibility criteria to receive the contributions. When stipulations are met, deferred contributions are recognized as revenue in the fiscal year in a manner consistent with the circumstances and evidence used to support the initial recognition of the contributions received as a liability.

Deferred contributions also include contributions for capital expenditures, unspent and spent:

a) *Unspent Deferred Capital Contributions*

Unspent Deferred Capital Contributions represent externally restricted supported capital funds provided for a specific capital purpose received or receivable by the Division, but the related expenditure has not been made at year-end. These contributions must also have stipulations that meet the definition of a liability per PS 3200 when expended.

b) *Spent Deferred Capital Contributions*

Spent Deferred Capital Contributions represent externally restricted supported capital funds that have been expended but have yet to be amortized over the useful life of the related capital asset. Amortization over the useful life of the related capital asset is due to certain stipulations related to the contributions that require that the Division to use the asset in a prescribed manner over the life of the associated asset.

3c. *Employee Future Benefits*

The Division provides certain post-employment benefits including vested and non-vested benefits for certain employees pursuant to certain contracts and union agreements.

The Division accrues its obligations and related costs including both vested and non-vested benefits under employee future benefit plans. Benefits include accumulating sick leave, and post-employment benefit continuation. The future benefits cost is determined using management's best estimate of expected cost rates and benefit usage.

3d. *Environmental Liabilities*

Liability for Contaminated Sites:

Contaminated sites are a result of contamination of a chemical, organic, or radioactive material or live organism that exceeds and environmental standard, being introduced into soil, water, or sediment.

A liability for remediation of a contaminated site may arise from an operation that is either in productive use or no longer in productive use and may also arise from an unexpected event resulting in contamination. The resulting liability is recognized net of any expected recoveries when all of the following criteria are met:

- an environmental standard exists
- contamination exceeds the environmental standard
- the Division is directly responsible or accepts responsibility
- it is expected that future economic benefits will be given up, and
- a reasonable estimate of the amount can be made.

Other Environmental Liabilities:

Other environmental liabilities are liabilities which do not meet the definition of a liability for contaminated site under PS 3260 or asset retirement obligations under PS 3280 and are recognized when all of the following criteria are met:

- the Division has a duty or responsibility to others, leaving little or no discretion to avoid the obligation
- the duty or responsibility to others entails settlement by future transfer or use of assets, or a provision of services at a specified or determinable date, or on demand
- the transaction or events obligating the Division have already occurred, and
- a reasonable estimate of the amount can be made.

3e. *Asset Retirement Obligations*

The Division has determined that it has a conditional asset retirement obligation relating to certain school sites. These obligations will be discharged in the future by funding through the Alberta Government.

4. *Non-Financial Assets*

Non-Financial assets are acquired, constructed, or developed assets that do not normally provide resources to discharge existing liabilities but instead:

- are normally employed to deliver government services;
- may be consumed in the normal course of operations; and
- are not for sale in the normal course of operations

4a. *Tangible Capital Assets*

The following criteria applies:

- a) Tangible capital assets acquired or constructed are recorded at cost which includes amounts that are directly related to the acquisition, design, construction, development, or betterment of the asset. Cost also includes overhead directly attributable to construction as well as interest costs that are directly attributable to the acquisition or construction of the asset.
- b) Donated tangible capital assets are recorded at their fair market value at the date of donation, except in circumstances where fair value cannot be reasonably determined, when they are then recognized at nominal value. Transfers of tangible capital assets from related parties are recorded at original cost less accumulated amortization.
- c) Work-in-progress is recorded as a transfer to the applicable asset class at substantial completion.
- d) Buildings include site improvements.
- e) Sites and buildings are written down to residual value when conditions indicated they no longer contribute to the ability of the Division to provide services or when the value of future economic benefits associated with the sites and buildings are less than their net book value. For supported assets, the write-downs are accounted for as reductions to Expended Deferred Capital Contributions.
- f) Buildings that are demolished or destroyed are written-off.
- g) Tangible capital assets with costs in excess of \$5,000 are capitalized.
- h) Leases that, from the point of view of the lessee, transfer substantially all the benefits and risks incident to ownership of the property to the Board are considered capital leases. These are accounted for as an asset and an obligation. Capital lease obligations are recorded at the present value of the minimum lease payment excluding executor costs, e.g. insurance, maintenance costs etc. The discount rate used to determine the present value of the lease payments is the lower of the Division's rate for incremental borrowing or the interest rate implicit in the lease. A schedule of repayments and amount of interest on the leases is provided in Note 13.

- i) Tangible assets are amortized over their estimated useful lives on a straight-line basis, at the following rates:

Buildings and Land Improvements	10 - 40 years
Vehicles	5 - 12 years
Equipment	5 years
Computer Hardware and Software	5 years

4b. Prepaid Expenses

Prepaid expenses are recognized at cost and amortized based on the terms of the agreement or using a methodology that reflects the use of the resource.

5. Operating and Capital Reserves

Certain amounts are internally or externally restricted for future operating or capital purposes. Transfers to and from reserves are recorded when approved by the Board of Trustees. Capital reserves are restricted to capital purposes and may only be used for operating purposes with approval by the Minister of Education. Reserves are disclosed in the Schedule of Changes in Accumulated Surplus.

6. Revenue Recognition

Revenues are recorded on an accrual basis. Cash received for which goods or services have not been provided by year end is recognized as unearned revenue and recorded in accounts payable and other accrued liabilities.

Government Transfers:

Transfers from all governments are referred to as government transfers. Government transfers are recognized as deferred contributions if the eligibility criteria for use of the transfer, or the stipulations together with the Division's actions and communications as to the use of the transfer, create a liability. These transfers are recognized as revenue as the stipulations are met and, when applicable, the Division complies with its communicated use of these transfers.

All other government transfers, without stipulations for the use of the transfer, are recognized as revenue when the transfer is authorized, and the Division meets the eligibility requirement (if any).

Donations and non-Government Transfers:

Donations and non-government contributions are received from individuals, corporations, and private sector non-for-profit organizations. Donations and non-government contributions may be unrestricted or externally restricted for operating or capital purposes.

Unrestricted donations and non-government contributions are recognized as revenue in the year received or in the year the funds are committed to the Division if the amount can be reasonably estimated, and collection is reasonably assured.

6. *Revenue Recognition (continued)*

Externally restricted donations and non-government contributions are recognized as deferred contributions if the terms for their use, or the terms along with the Division's actions and communications as to the use, create a liability. These resources are recognized as revenue as the terms are met and, when applicable, the Division complies with its communicated use.

In-kind donations of services and materials are recognized at fair value when such value can reasonably be determined. While volunteers contribute a significant amount of time each year to assist the Division, the value of their services are not recognized as revenue and expenses in the financial statements because fair value cannot be reasonably determined.

Grants and Donations for Land:

The Division records transfers and donations for the purchase of land as a liability when received and as revenue when the Division purchases the land. The Division records in-kind contributions of land as revenue at the fair value of the land. When the Division cannot determine the fair value, it records such in-kind donations at nominal value.

Investment Income:

- Investment income includes interest income and is recognized when earned and collection is reasonably assured.

7. *Expenses*

Expenses are reported on an accrual basis. The cost of all goods consumed and services received during the year is expensed.

Allocation of Costs:

- a) Actual salaries of personnel assigned to two or more programs are allocated based on the time spent in each program.
- b) Employee benefits and allowances are allocated to the same programs, and in the same proportions, as the individual's salary.
- c) Supplies and services are allocated based on actual program identification.

8. *Program Reporting*

The Division's operations have been segmented as follows:

- a) **Pre-K Instruction:** The provision of Pre-Kindergarten instructional services that fall under the basic public education mandate.
- b) **K to Grade 12 Instruction:** The provision of instructional services for Kindergarten to Grade 12 that fall under the basic public education mandate.
- c) **Plant Operations and Maintenance:** The operation and maintenance of all school buildings and maintenance shop facilities.

8. *Program Reporting (continued)*

- d) **Transportation:** The provision of regular and special education bus services (to and from school), whether contracted or board operated, including transportation facilities.
- e) **Board & System Administration:** The provision of board governance and system-based/central office administration.
- f) **External Services:** All projects, activities, and services offered outside the public education mandate for Pre-K children and students in Kindergarten to Grade 12. Services offered beyond the mandate for public education are to be self-supporting, and Alberta Education funding may not be utilized to support these programs.

The allocation of revenues and expenses are reported by program, source, and object on the Schedule of Program Operations. Respective instruction expenses include the cost of certificated teachers, non-certificated educational assistants as well as a proportionate share of supplies and services, school administration and instructional support, and System Instructional Support.

9. *Financial Instruments*

A contract establishing a financial instrument creates, at its inception, rights and obligations to receive or deliver economic benefits. The financial assets and financial liabilities portray these rights and obligations in the financial statements. The Division recognizes a financial instrument when it becomes a party to a financial instrument contract.

10. *Measurement Uncertainty*

Measurement uncertainty exists when there is a variance between the recognized or disclosed amount and another reasonable possible amount. The precise determination of many assets and liabilities is dependent on future events. As a result, the preparation of financial statements for a period involves the use of estimates and approximations which have been made using careful judgment. Actual results could differ from those estimates.

Accounts receivable are stated after evaluation as to their collectability and an appropriate allowance for doubtful accounts is provided where considered necessary. Amortization rates are based on the estimated useful lives of capital assets. Other significant areas requiring the use of management estimates relate to the potential impairment of assets and estimated employee future benefits.

11. *Contributed Services and Materials*

Volunteers assist schools operated by the Division in carrying out certain activities. Because of the difficulty of determining their fair value and of the fact such assistance is generally not otherwise purchased, contributed services and materials are not recognized in the financial statements.

12. *Change in Accounting Policy*

The Division has prospectively adopted the following standards from September 1, 2018:
PS 3430 Restructuring Transactions.

13. *Future Accounting Changes*

The Public Sector Accounting Board has issued the following accounting standards:

- **PS 1201 Financial Statement Presentation (effective September 1, 2022)**

PS 1201, Financial Statement Presentation, requires a new statements of re-measurement gains and losses separate from the statement of operations. Included in this new statement are the unrealized gains and losses arising from the re-measurement of financial instruments and items denominated in foreign currencies, as well as the government's proportionate share of other comprehensive income that arises when a government includes the results of government business enterprises and partnerships.

- **PS 2601 Foreign Currency Translation (effective September 1, 2022)**

PS 2601, Foreign Currency Translation, requires that monetary assets and liabilities denominated in a foreign currency be adjusted to reflect the exchange rates in effect at the financial statement dates. Unrealized gains and losses are to be presented in the new statement of re-measurement gains and losses. This standard must be adopted in conjunction with PS 2601 and PS 3450 and is applicable for fiscal years beginning on or after April 1, 2022.

- **PS 3041 Portfolio Investments (effective September 1, 2022)**

PS 3041, Portfolio Investments, has removed the distinction between temporary and portfolio investments and amended to conform to PS 3405. This standard must be adopted in conjunction with PS 1201, PS 2601, and PS 3450 and is applicable for fiscal years beginning on or after April 1, 2022.

- **PS 3280 Asset Retirement Obligations (effective September 1, 2022)**

PS 3280, Asset Retirement Obligations, establishes standards on how to account and report for legal obligations associated with the retirement of certain tangible capital assets. The Division plans to adopt this accounting standard on a modified retroactive basis, consistent with the transitional provisions in PS 3280, and information presented for comparative purposes will be restated. This standard is applicable for fiscal years beginning on or after April 1, 2022.

- **PS 3450 Financial Instruments (effective September 1, 2022)**

PS 3450, Financial Instruments, established recognition, measurement, and disclosure requirements for derivative and non-derivative financial instruments. The standard requires fair value measurement of derivative and equity instruments; all other financial instruments can be measured at cost/amortized cost or fair value at the election of the Division. Unrealized gains and losses are presented in a new statement of re-measurement gains and losses. There is the requirement to disclose the nature and extent of risks arising from financial instruments and clarification is given for the de-recognition of financial liabilities. This standard is applicable for fiscal years beginning on or after April 1, 2022.

13. Future Accounting Changes (continued)

- **PS 3400 Revenue (effective September 1, 2023)**

PS 3400, Revenue, establishes standards on how to account for and report revenue, and specifically, it addresses revenue arising from exchange transactions and non-exchange transactions. This standard applies to fiscal years beginning on or after April 1, 2023.

- **PS 3160 Public Private Partnerships (effective September 1, 2023)**

This accounting standard provides guidance on how to account for public private partnerships between public and private sector entities, where the public sector entity procures infrastructure using a private sector partner.

Management is currently assessing the impact of these standards on the financial statements.

Note 3 Accounts Receivable (Net after Allowances)

	2022			2021
	Gross Amount	Allowance for Doubtful Accounts	Net Realizable Value	Net Realizable Value
Alberta Education – Grants	\$179,947	\$94,000	\$85,947	\$410,066
Alberta Education – Capital	275,769	275,769	-	-
Other Alberta School Jurisdictions	13,044	13,044	-	-
Alberta Health Services	96,041	-	96,041	125,802
Federal Government	913,539	4,500	909,039	383,063
First Nations	2,932,891	112,023	2,820,868	762,149
Other	459,415	148,949	310,466	383,036
Post-secondary Institutions	38,128	-	38,128	31,613
Total	\$4,908,774	\$648,285	\$4,260,489	\$2,095,729

Note 4 Other Financial Assets

Other financial assets consist of damage deposits totaling \$31,250 (2021 – \$31,250).

Note 5 Other Non-Financial Assets:

Other non-financial assets consist of inventory of supplies in the amount of \$NIL (2021 - \$7,539).

Note 6 Prepaid Expenses

Prepaid expenses consist of the following:

	2022	2021
Lease and rent	\$34,366	\$23,398
Memberships, subscriptions, and fees	635,526	612,729
Property taxes	19,427	20,343
Insurance	211,967	319,592
Other supplies	8,472	137,133
Total	\$909,758	\$1,113,195

Note 7 Bank Indebtedness

The Division has negotiated a line of credit in the amount of \$3,000,000 (2021 - \$3,000,000) that bears interest at the bank prime rate plus 1.00%. The line of credit is secured by a security agreement, covering all revenue of the Division. There was no balance outstanding on the line of credit at August 31, 2022 (2021 - \$NIL).

Note 8 Accounts Payable and Other Accrued Liabilities

	2022	2021
Federal Government	\$3,989	\$90,934
First Nations	-	1,545,331
Other Alberta School Divisions	17,722	22,455
Alberta Education	4,060,252	1,095,984
Accrued Vacation Pay Liability	536,791	627,002
Other Salaries and Benefit Costs	102,423	39,630
Other Alberta Government	-	2
Post-Secondary	10,859	3,874
Other Trade Payables and Accrued Liabilities	2,799,868	1,583,844
Total	\$7,531,904	\$5,009,056

Note 9 Contractual Obligations

Estimated payment requirements for each of the next five years are as follows:

	Building Leases	Service Providers	Equipment Leases
2022-23	\$82,393	\$-	\$78,881
2023-24	45,880	-	78,881
2024-25	6,837	-	78,881
2025-26	-	-	78,881
2026-27	-	-	78,881
Total	\$135,110	\$-	\$315,524

Note 10 Employee Future Benefit Liabilities

Employee future benefit liabilities consist of accumulated sick pay liability in the amount of \$10,001 (2021 - \$6,001).

Note 11 Pension Costs

Pension costs included in these statements comprise the cost of employer contributions for current service of employees during the year.

Current and past service costs of the Alberta Teachers' Retirement Fund (ATRF) are met by contributions by active members and the Government of Alberta. Under the terms of the Teachers Pension Plan Act, the Division does not make pension contributions for certificated Staff. The Government portion of the current service contribution to the ATRF on behalf of the Division is included in both revenues and expenses. For the year ended August 31, 2022, the amount contributed by the Government was \$1,651,589 (2021 - \$1,580,811). At August 31, 2021 the ATRF reported an actuarial surplus of \$5,284,769,000 (2021 - \$3,059,032,000).

The Division participates in a multi-employer pension plan, the Local Authorities Pension Plan (LAPP) and is not responsible for future funding of the plan deficit other than through contribution increases. The Division does not have sufficient plan information on the LAPP to follow defined benefit accounting, and therefore follows the standards for defined contribution accounting. Accordingly, the pension expense recorded for the LAPP is equivalent to the Division's annual contributions paid of \$636,876 for the year ended August 31, 2022 (2021 - \$642,059). As of December 31, 2020, the LAPP reported an actuarial surplus of \$11,922,000,000 (2020 - \$4,961,337,000).

Note 12 School Generated Funds

	2022	2021
Unexpended School Generated Funds, Opening Balance August 31	\$182,049	\$194,705
Current Year Activities – Gross Receipts:		
Fundraising	109,506	40,823
Gifts and donations	221,113	82,923
Other sales and services		
Total gross receipts	330,619	123,746
Current Year Activities – Uses of Funds		
Equipment and Supplies	99,802	5,800
Extra-Curricular Activities	81,591	125,103
Field Trips	12,387	1,113
Fundraising (Direct Costs)	134,206	4,386
Total Uses of Funds	327,986	136,402
Unexpended School Generated Funds, Closing Balance August 31	\$184,682	\$182,049
Balance included in Deferred Contributions	5,000	5,000
Balance included in Accumulated Surplus	179,682	177,049
Total	\$184,682	\$182,049

Note 13 Capital Leases

Capital leases are funded by the school jurisdiction and are composed of an obligation under a capital lease payable to Wells Fargo Equipment Finance Company, due in 2026, secured by equipment with a net book value of \$71,576. Payment requirements for the next four years are as follows:

	Principal	Interest	Total
2022-23	\$18,695	\$3,915	\$22,610
2023-24	19,938	2,673	22,611
2024-25	21,262	1,348	22,610
2025-26	9,271	150	9,421
Total	\$69,166	\$8,086	\$77,252

Note 14 Net Assets

Detailed information related to accumulated surplus is available on the Schedule of Changes in Net Assets. Net Assets may be summarized as follows:

	2022	2021
Unrestricted surplus	\$6,323,572	\$9,902,208
Operating reserves		
Accumulated surplus (deficit) from operations		
Investment in tangible capital assets	5,834,770	5,843,940
Capital reserves	7,292,765	1,817,151
Accumulated re-measurement gains (losses)		
Accumulated surplus (deficit)	\$19,451,107	\$17,563,299

Accumulated surplus from operations (ASO) include school generated funds of \$179,682 (2021 - \$177,049). These funds are raised at school level and are not available to spend at board level. The Division's adjusted surplus from operations is calculated as follows:

	2022	2021
Accumulated surplus (deficit) from operations	\$19,451,107	\$17,563,299
School Generated funds included in accumulated surplus (Note 12)	(179,682)	(177,049)
Adjusted accumulated surplus (deficit)	\$19,271,425	\$17,386,250

Adjusted accumulated surplus represents unspent funding available to support the Division's operations for the 2022-2023 year.

Note 15 Tuition Fees

Pursuant to agreements, the Minister of Indian and Northern Affairs and certain Indian Bands have agreed to pay to the Board of the Division a per capita share of the annual net operating costs of the Board for each Indian Student enrolled. The calculation of the amount recoverable from the Minister and the Bands is subject to possible future adjustments since all components of the net operating costs must be mutually agreed upon by the Minister or Bands and the Board, as required under the agreements. Included in Federal Government and First Nations revenue is \$14,098,426 for tuition fees (2021 - \$13,106,882).

Note 16 Related Party Transactions

Related parties are those entities consolidated or accounted for on the modified equity basis in the Government of Alberta Consolidated Financial Statements. Related parties also include key management personnel in the Division and their close family members.

All entities that are consolidated in the accounts of the Government of Alberta are related parties of school jurisdictions. These include government departments, health authorities, post-secondary institutions and other school jurisdictions in Alberta.

	Balances		Transactions	
	Financial Assets (at cost or net realizable value)	Liabilities (at amortized cost)	Revenues	Expenses
Government of Alberta (GOA): Education				
Accounts receivable/Accounts payable	\$85,947	\$4,060,252	\$0	\$0
Prepaid expenses/Deferred contributions		7,426,276		
Grant revenues and expenses			42,402,783	
Unspent deferred capital		133,228		
Spent deferred capital		1,620,515		
ATRF payments made on Division's behalf			1,651,589	
Other revenues and expenses				
Government of Alberta (GOA): Infrastructure				
Revenues and expenses				
Unspent deferred capital contributions		639,493		
Spent deferred capital contributions		55,914,573		
Other Related Parties:				
Other Alberta school divisions		17,722		390,447
Energy Efficiency Alberta				
Alberta Health Services	96,041		452,653	
ATB Financial			336,373	1,953
Other Government of Alberta			15,000	53
Post-secondary institutions	38,128		38,128	81,132
Total 2021/2022	\$220,116	\$69,812,059	\$50,360,139	\$1,100,633
Total 2020/2021	\$567,481	\$66,187,876	\$50,441,429	\$557,987

Note 17 Economic Dependence on Related Third Party

Northland School Division's primary source of income is from the Alberta Government. The Division's ability to continue viable operations is dependent on this funding.

Note 18 Contingent Liabilities

Alberta Risk Management Insurance Consortium (ARMIC)

The Division is a member of Alberta Risk Management Insurance Consortium (ARMIC). Under the terms of its membership, the jurisdiction could become liable for its proportionate share of any claim losses in excess of the funds held by the exchange.

Residential Schools

A number of claims have been filed against the Government of Canada. The Division has been named as a third party with the Government in these claims in regards to programs offered by the Division from the early 1960's to the early 1970's. In one of the claims the Division has been named as a defendant. The Division has entered into an indemnity agreement in which the Province of Alberta has agreed to indemnify Northland School Division for these claims and related costs incurred.

Housing Agreement

In July 2016, the Division signed a ten-year agreement with 914246 Alberta Ltd in which the Division has guaranteed that 6 housing units will be rented by employees of the Division. If these units are vacant, then the Division will be required to pay the monthly rent for these units, which range from \$1,600 to \$1,675 per month.

Transfer of Assets

On September 1, 2018, the operation of three schools (Little Buffalo School, Peerless Lake School and Kateri School) of the Division were transferred to the Kee Tas Kee Now Tribal Council Education Authority (KTCEA). The Division is currently in negotiation with the KTCEA regarding the transfer of tangible capital assets with a net book value of \$193,268 and spent deferred capital revenue of \$193,268 from the Division to the KTCEA.

Transfer of Assets

On September 1, 2022, the operations of Athabasca Delta Community School of the Division were transferred to Parkland School Division. The Division is currently in negotiation with the Parkland School Division regarding the transfer of tangible capital assets with a net book value of \$845,932 and spent deferred capital revenue of \$581,013.

None of these contingent liabilities involve related parties.

Note 19 Financial Instruments

The Division, as part of its operations, carries a number of financial instruments. It is management's opinion that the Division is not exposed to significant interest, currency, credit, liquidity or other price risks arising from these financial instruments except as otherwise noted:

Interest Rate Risk

Interest rate risk is the risk that the value of a financial instrument might be adversely affected by a change in the interest rates. Changes in market interest rates may have an effect on the cash flows associated with some financial assets and liabilities, known as cash flow risk, and on the fair value of other financial assets or liabilities, known as price risk. The Division is exposed to interest rate risk primarily through its operating line of credit, which bears interest at a rate that fluctuates with the prime lending rate.

Credit Concentration Risk

As at August 31, 2022, three customers (2021 - two) accounted for 45% (2021 - 28%) of accounts receivable. The Division believes that there is no unusual exposure associated with the collection of these receivables. The Division performs regular credit assessments of its customers and provides allowances for potentially uncollectible accounts receivable.

Note 20 Budget Amounts

The budget was prepared by the Division's management with the Board of Trustees approval given on May 29, 2021.

Note 21 Approval of Financial Statements

These financial statements were prepared by management and approved by the Board of Trustees on November 25, 2022.

School Jurisdiction Code: 1280

SCHEDULE 8

UNAUDITED SCHEDULE OF FEES
For the Year Ended August 31, 2022 (in dollars)

	Actual Fees Collected 2020/2021	Budgeted Fee Revenue 2021/2022	(A) Actual Fees Collected 2021/2022	(B) Unspent September 1, 2021*	(C) Funds Raised to Defray Fees 2021/2022	(D) Expenditures 2021/2022	(A) + (B) + (C) - (D) Unspent Balance at August 31, 2022*
Transportation Fees	\$0	\$0	\$0	\$0	\$0	\$0	\$0
Basic Instruction Fees							
Basic instruction supplies	\$0	\$0	\$0	\$0	\$0	\$0	\$0
Fees to Enhance Basic Instruction							
Technology user fees	\$0	\$0	\$0	\$0	\$0	\$0	\$0
Alternative program fees	\$0	\$0	\$0	\$0	\$0	\$0	\$0
Fees for optional courses	\$0	\$0	\$0	\$0	\$0	\$0	\$0
Activity fees	\$0	\$0	\$0	\$0	\$0	\$0	\$0
Early childhood services	\$0	\$0	\$0	\$0	\$0	\$0	\$0
Other fees to enhance education	\$0	\$0	\$0	\$0	\$0	\$0	\$0
Non-Curricular fees							
Extracurricular fees	\$0	\$0	\$0	\$0	\$0	\$0	\$0
Non-curricular travel	\$0	\$0	\$0	\$0	\$0	\$0	\$0
Lunch supervision and noon hour activity fees	\$0	\$0	\$0	\$0	\$0	\$0	\$0
Non-curricular goods and services	\$0	\$0	\$0	\$0	\$0	\$0	\$0
Other Fees	\$0	\$0	\$0	\$0	\$0	\$0	\$0
TOTAL FEES	\$0	\$0	\$0	\$0	\$0	\$0	\$0

*Unspent balances cannot be less than \$0

Please disclose amounts paid by parents of students that are recorded as "Sales of services and products", "Fundraising", or "Other revenue" (rather than fee revenue):	Actual 2022	Actual 2021
Cafeteria sales, hot lunch, milk programs	\$0	\$0
Special events, graduation, tickets	\$0	\$0
International and out of province student revenue	\$0	\$0
Sales or rentals of other supplies/services (clothing, agendas, yearbooks)	\$0	\$0
Adult education revenue	\$0	\$0
Preschool	\$0	\$0
Child care & before and after school care	\$0	\$0
Lost item replacement fee	\$0	\$0
Other (Describe)	\$0	\$0
Other (Describe)	\$0	\$0
Other (Describe)	\$0	\$0
TOTAL	\$0	\$0

School Jurisdiction Code: 1280

SCHEDULE 9

UNAUDITED SCHEDULE OF SYSTEM ADMINISTRATION
For the Year Ended August 31, 2022 (in dollars)

EXPENSES	Allocated to System Administration 2022			
	Salaries & Benefits	Supplies & Services	Other	TOTAL
Office of the superintendent	\$ 389,103	\$ 110,001	\$ -	\$ 499,104
Educational administration (excluding superintendent)	-	-	-	-
Business administration	959,288	247,654	-	1,206,942
Board governance (Board of Trustees)	197,185	367,984	-	565,169
Information technology	-	-	-	-
Human resources	291,268	184,072	-	475,340
Central purchasing, communications, marketing	104,891	179,836	-	284,727
Payroll	-	-	-	-
Administration - insurance			27,979	27,979
Administration - amortization			4,802	4,802
Administration - other (admin building, interest)			288,527	288,527
Other (describe)	-	-	-	-
Other (describe)	-	-	-	-
Other (describe)	-	-	-	-
TOTAL EXPENSES	\$ 1,941,735	\$ 1,089,547	\$ 321,308	\$ 3,352,590
Less: Amortization of unsupported tangible capital assets				(\$3,947)
TOTAL FUNDED SYSTEM ADMINISTRATION EXPENSES				3,348,643

REVENUES	2022
System Administration grant from Alberta Education	3,648,416
System Administration other funding/revenue from Alberta Education (ATRF, secondment revenue, etc)	
System Administration funding from others	2,866
TOTAL SYSTEM ADMINISTRATION REVENUES	3,651,282
Transfers (to)/from System Administration reserves	-
Transfers to other programs	-
SUBTOTAL	3,651,282
2021 - 22 System Administration expense (over) under spent	\$302,639



NORTHLAND SCHOOL DIVISION

ADMINISTRATION RECOMMENDATION TO THE BOARD

TO: THE BOARD OF TRUSTEES **DATE:** NOVEMBER 25, 2022

SUBMITTED BY: Douglas Aird, Secretary-Treasurer

SUBJECT: Approval of Transfers from Reserves

REFERENCE(S):

ATTACHMENTS:

RECOMMENDATION:
THAT the Board of Trustees approve the transfer of reserve funds as per the draft Audited Financial Statements Schedule of Net Assets from Unrestricted Surplus to Capital and Operating Reserves in the amounts specified for the purposes of the multi-year priority learning investment plan and capital renewal.

BACKGROUND:
RISK ANALYSIS:



NORTHLAND SCHOOL DIVISION

ADMINISTRATION RECOMMENDATION TO THE BOARD

TO: THE BOARD OF TRUSTEES **DATE:** NOVEMBER 25, 2022
SUBMITTED BY: Douglas Aird, Secretary-Treasurer
SUBJECT: Annual Borrowing Resolution
REFERENCE(S):
ATTACHMENTS:

RECOMMENDATION:
THAT the Board of Trustees approve the Annual Borrowing Resolution as per Alberta Treasury Branch (ATB) in the amount of \$3 Million, if required, to meet the current operating expenditures for the 2022 - 2023 school year.

BACKGROUND:
 The Borrowing Resolution is required by the Alberta Treasury Branch to cover borrowing for current operating expenditures during the school year, if required. It is secured by provincial revenues, provides for an interest rate of 1% above ATB prime and authorizes the signing officers.
 With the Division’s strong financial position it is unlikely this will be used.

RISK ANALYSIS:
 The Borrowing Resolution reduces the cash flow risk of the Division, by allowing it to use a \$3 Million line of credit to cover expenses if there are large outstanding receivables or other impediments to cash flow.



BOARD CHAIR HIGHLIGHTS

November 25, 2022

Corporate Board Expense Summary As of October 31, 2022

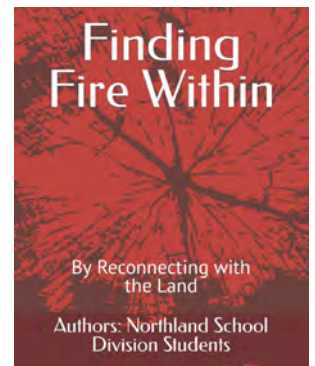
EXPENSES	BUDGET	YTD	VARIANCE
Trustee Remuneration	130,250	24,187.50	106,063
Trustee Benefits	40,000	14,591.34	25,409
In Service Board of Trustees	6,000	101.56	5,898
Legal Fees	50,000		50,000
Professional Services		1,100.00	(1,100)
Advertising	1,700		1,700
Membership Fees (ASBA/PSBAA)	33,000		33,000
Office Supplies	2,000	24.38	1,976
Printing & Binding	2,700		2,700
Postage	600	63.46	537
Travel and Subsistence	125,250	16,512.50	108,738
Travel and Subsistence - Meetings			
Ward 1		2,294.04	
Ward 2		4,827.69	
Ward 3		1,264.29	
Ward 4		2,177.72	
Ward 5			
Ward 6		1,404.40	
Ward 7		1,731.98	
Ward 8		309.85	
Ward 9		2,576.81	
Liability Insurance	250	0.00	250
Telephone	6,000	302.74	5,697
Awards	35,000		35,000
Furniture and Equipment	10,000		10,000
Visa Purchases	91,000	96.58	90,903
Elections	60,000		60,000
TOTAL	593,750	56,980.06	536,770

BOARD CHAIR MESSAGE

Tansi, Edlánat'e, Greetings everyone:

The 2022-2023 school year marked a new visual chapter for Northland School Division (NSD). On September 1st, we officially unveiled our new logo! Last year the Board and Administration launched an engagement process to develop a new logo, reflecting the changes in Northland School Division. Northland ran a logo engagement contest that concluded on April 15th. The winning concept was designed by a former Northland student!

During the 2021-2022 school year, staff participated in a professional learning series called Community of Practice. Staff learn and work together on common topics such as land-based learning and weaving Indigenous literature into teaching. This professional learning approach supported the development of a book written by Northland students, which is now available on [Amazon!](#)



The project saw students listening to local Elders during storytelling sessions. The students then received permission from the Elders to create a book using the stories that were shared during these sessions. The students put the stories in their own words, drawing pictures to accompany the text. The title of the book is Finding Fire Within: by Reconnecting with the Land.

With support from the Innovation in First Nations Education Grant Program, NSD purchased two CNC Router Tables! Dallon Perry, Mistassiniy School teacher, and two grade 9 students started using one of the routers to create sets of syllabics. The students were paid for their work and received high school credits. The

syllabics will be sent out to all Northland schools for Cree Language instruction!

On behalf of the Board of Trustees, thank you for the opportunity to share some exciting things happening in the Northland School Division.



Robin Guild
 Board Chair
 Northland School Division





What We Heard

Council of School Councils/Ward Council Meeting



What We Heard: Excellence in Learning

The [Northland School Division Act](#) outlines the governance structure for Northland School Division and identifies the formal process for the Board to engage with communities and education partners. The Council of School Councils and Ward Council Workshop is an important aspect of this structure. This workshop is one example of the Board's commitment to a formal engagement with the communities we serve. On October 20, 2022, school council representatives and Elders attended a Council of School Councils/Ward Council Meeting. Forty people attended the workshop and most schools were represented. This workshop provided an opportunity for parents, guardians, Elders, and community members to be involved in the education of the children in the Northland School Division.

The following is a summary of the Council of School Councils and Ward Council Workshop. It was focused on the Board priorities that are in place for the students, parents, staff, and community members. These priorities provide direction for Administration when developing outcomes, strategies, and measures for the Assurance Plan. The priorities are:

- (1) Excellence in Learning
- (2) Excellence in Leadership
- (3) Excellence in Relationships

Presentations were shared by staff on each of the three priorities. The sessions focused primarily on gathering feedback on two priorities, Excellence in Learning and Excellence in Relationships. Participants provided input on what was working well, and what could be done to enhance and improve learning and offered suggestions for ways to further engage communities in schools and learning.

The following is a detailed summary of what was shared by participants during the session. This information will be used as a resource and feedback for the Board of Trustees, used by the Administration to share at the principal's meetings, and for principals to discuss with the school staff members as well as school councils.

Summary

Priority 1: Excellence in Learning

Students achieve or exceed the standards set by Alberta Education in literacy and numeracy. Three questions were asked to gain feedback on how the Northland School Division is doing on this priority.

What do you value in Northland schools?

Teacher involvement in schools

Community presence in schools

Indigenous Education

- Language, Land-Based Learning
- “Weaving-in” Indigenous knowledge in the curriculum

Strong attention to literacy and numeracy

Parental involvement supporting student learning in the school

- Strong communication between teachers, parents, and students

High-quality learning spaces

- Clean, well-maintained school buildings
- Access to land-based learning spaces
- Small class sizes with several teachers available to all students

Technology

- 1:1 student-to-device access
- Ensure students achieve learning outcomes using technological tools well

Food for Students

- Hot meals (breakfasts and lunches)
- Snacks
- Food available at community events

Door-to-Door Bus Pickups and Dropoffs

How do we want our students to learn at school?

Hands-On/Experiential Learning

Immersive Language Learning

- Woodland Cree

Adaptive/Inclusive Programming

- Continuum support to respond to different levels of student needs
- Blended instructional options, both in-person and online

Elder Presence in School

- Weaving-in cultural knowledge
- “Cultural upbringing” in schools

Student interest-driven programming

- Which includes rigorous literacy and numeracy supports
- Science fairs, robotics, sports

High Instructional Quality

- Rigorous attention to student performance
- Frequent assessments of learning

Safe and Caring Schools

Parental Voice and School

Student Leadership

- Student-led conferences
- Student Council - class representatives too

Partnerships between School and Community Organization

What is important to include in the school programming?

Indigenous and Métis Cultural Language and programming

- Elder presence
- Woodland Cree Language
- Land-Based Learning

Hot meal programs

Access to Recreational Programming in and Around Schools

- Indoor recreational opportunities - Volleyball, Floor Hockey, etc.
- Outdoor recreational opportunities - Snowshoeing, etc.

Continued focus on Quality Teaching in Schools

- Living up to the teaching quality standard
- High student achievement
- Music and Arts programming
- Access to a variety of supports

Increased Parental Involvement

- Multiple parent events throughout the year
- Student performances
- Parent volunteering opportunities

Student Leadership

- Students showing their learning
- Representing student voice through student council

Continuum of Supports and Programming

- Supports for specific student needs
- e.g. FASD
- Financial and Wellness Literacy

Priority 3: Excellence in Relationships

Through excellent leadership practices, everyone feels welcome and valued.

Three questions were asked to gain feedback on how the Northland School Division is doing on this priority.

What should the relationship between the school and the community look like?

Clear Communication

- Ongoing consistent communication
- Newsletters, Facebook, open houses
- Achievement updates

Have a community school feel

- There is give and take between the school and the community
- Open sharing of information
- Where parents value the school and what they are trying to accomplish
- School invites in the families - be open to using personal invitations

Safe and caring

- Welcoming learning environment
- The community feels welcome and is invited into the school
- School is a place of neutrality in the community
- All people are respected and all beliefs are valued
- Open door policy
- Trusting, transparent, and relationships

Beyond the school walls

- Utilize outside agencies
- School hosting community events, athletics, literacy night, etc.
- Working together to secure grants
- Informing the community of school successes
- School is an important hub of the community
- Events like land-based learning

Community Engagement

- Regular School Council/Principal Advisory Meetings
- Parents come with the student to learn together and students take work home to learn and share with
- Post and communicate volunteer opportunities
- Schools use the community as a resource
- Recognize and acknowledge community partnerships
- Include school councils in engagement work
- Extend invites beyond the community, for example, local Métis council
- Communicate what is happening so parents are accurately informed

How would you like to see the community involved in the school?

Partnerships

- Work together on grants and educational opportunities
- Host events together
- Community leadership and school leadership meetings
- Schools reach out more for volunteer support
- Keep the lines of communication between the school and the community open

Language and Culture

- Schools should strive to seek Elder support and traditional wisdom
- Utilize the traditional language in the schools, for example - answering the phone, morning messages, school signage, students are encouraged to speak the language
- More Métis and First Nations leadership involvement
- Honorarium for Elders in the School Council
- Promotion of culture

Parents

- Make sure all parents feel welcome
- Host a variety of events to bring parents into the school, learning with the students, land-based learning, family nights, and language learning
- More parent involvement in the School Council

School Staff/ Community Engagement

- Encourage teachers to be involved in the community beyond the school walls
- Encourage teachers to get to know the community through local knowledge keepers
- Teachers get to know the students outside of school
- Community-focused vision from school leaders and staff

How can the community support school programming?

Encouraging Community Involvement

- Involve parents as active learners
- Support new staff members to have a community champion or mentor
- Offer community expertise to the schools
- School programming to reflect the pulse of the community
- Build cooperation to support learning
- Encourage parents to be involved in the school

Creating Open and Welcoming

Truth and Reconciliation

- Support understanding of intergenerational trauma
- Understand the calls to action
- Change the image/function of the school so it is considerate to the legacy of residential schools


Partnerships and other programming

- Community applications for Jordan's Principle
- Multi-agency partnerships - working with the Band/Settlement and RCMP on Halloween safety
- Provide technology training for parents and students together to assist parents in understanding and supporting school learning



Northland
SCHOOL DIVISION

"Our students love to come to school in Northland"



PUBLIC SCHOOL BOARDS'
ASSOCIATION OF ALBERTA™



PHOTO CONTEST

CALLING ALL
PHOTOGRAPHERS!

Deadline
May 1, 2023

We are looking for your photos of
Students in action or an aspect of your school community
Email submissions to communications@public-schools.ab.ca
Visit public-schools.ab.ca/photo-contest or scan the QR CODE
for contest rules and more information

Prizes:
(gift card)
\$300 - 1st place
\$200 - 2nd place
\$100 - 3rd place



Scan me!



Superintendent's Highlights

November 25, 2022

Remembrance Day Celebrations

Students and staff honoured and remembered veterans by hosting Remembrance Day Celebrations in several schools on November 10, 2022.

Mistassiniy School hosted Rita Willier who came to the school and spoke about her father, John Pierre Young who was on active duty overseas in the second world war and shared stories of his experiences while in training and during his time at the front lines. She also encouraged students to always remember the Indigenous veterans, especially the local veterans.



First Nations, Metis, Inuit Department

On November 14, 2022 parents, guardians, MacEwan University and division staff came together at Learning Services Centre in Wabasca to celebrate and learn about how critically important it is to preserve cultural traditions and declining speakers of languages.

The P^hC^h kihtayak (wise ones) who attended all spoke fluent ᐅ^hΔ^h∇^h·JΔ^h·ᐅ^h nihiyawimowin (Cree) to firmly express a need for revitalizing a way of life by keeping it alive for their children, grandchildren and great grandchildren. Reclaiming what was taken from them in residential school. The parents were thrilled to have an opportunity to hear the language, to try to speak ᐅ^hΔ^hΔ^h· nêhiyawiwinn and support NSD mission to preserve ᐅ^hᐅ^hᐅ^hΔ^h·ᐅ^hᐅ^h· asinîskâwiyiniwak (Woodland Cree) culture and language in the school.


It was a memorial night filled with loving, laughter and stories.



Metis Week November 14 - 18, 2022

Metis Week is being celebrated across the Northland School Division! The week celebrates the rich culture and contributions of the Metis people. Several schools celebrated by hosting several events.

Recently, Fiddle Teacher Alex Kusturok performed for the Northland Online School students and staff. Anzac Community School and Bill Woodward School celebrated by participating in the “Rock your Mocs” Campaign; where students and staff showcased their moccasins. Other schools and students participated by learning about the Metis history, doing dot art, jigging lessons, students wearing their Metis sash or ribbon skirts and having moose stew and bannock.



Common Professional Learning Day

On November 14, 2022, Northland School Division held a Common Professional Learning Day for principals and support staff. Various sessions were held such as:

- Math Minds,
- Supporting Students Who Struggle
- High School Completion
- Indigenous Literature Across the Curriculum
- Technology Tools for Teachers
- PowerSchool Learning for School Secretaries

Mistassiniy Mustang Music Presents: Open Mic Night

The Mistassiniy Mustangs hosted an open mic night on November 23, 2022 in the community of Wabasca.

News Articles Featuring Northland School Division

- The Fever, October 20, 2022 - NSD Truth & Reconciliation Camp
- River Country, November 2, 2022 - Breakfast Club of Canada/Danone School Visits
- River Country, November 7, 2022 - TWISE and NSD Partnership Award
- The Fever, November 17, 2022 - TWISE and NSD Partnership Award

Value of Indigenous teachings stressed at National Day of T&R by Northland School Division

**By Debbie Mineault
Director of First Nations,
Métis & Inuit Education
Northland School Division**

Northland School Division's commitment (NSD) is to ensure an outstanding Indigenous holistic education by building effective relationships with school community leadership and learning from Elders and knowledge keepers.

With the help of community partners and in support for the National Day for Truth and Reconciliation, NSD held a day camp on September 30, to learn about ᓂᐃᓴᓂ nehiyaw ᐱᐅᐅᐅᐅ pimatisiwin – Cree way of life.

NSD know parents and guardians are critically important for revitalizing culture and language within their communities.

Local teaching from Elders and knowledge keepers are instrumental in providing learning opportunities which support and enhance learning of culture, language and land-based curriculum in NSD schools.

The camp's morning session started with Elder Elzear Orr constructing an

ᐱᓴᓴᓴ akwâwân (drying rack) of the type used by his family members in Chipe-wyan Lake.

He spoke Cree as he assembled it, saying that birch bark was the best tree for designing a traditional meat rack.

It takes years to build the skills to know how to use poplar wood to create the right amount of heat and smoke.



Edna Orr slices meat

In the meanwhile, knowledge keeper, Edna Orr was demonstrating her skill of ᐱᓴᓴᓴ Pânisâwêw (slicing sheets of meat) to place on the meat rack.

The art is to ensure you are always cutting in the same direction. ... Page 10



At the Northland School Division September 30 day camp, some of the attendees gathered to pose with community facilitator Virginia Cardinal (third from right).



With a helping hand, Elzear Orr (kneeling) builds a meat drying rack at Wabasca Lions Campground, site of the Northland School Division's day camp.

Break new ground.

Your career in agriculture and technology is calling.

Apply now!

oldscollege.ca



OLDS COLLEGE OF AGRICULTURE & TECHNOLOGY

Northland's day camp ...

Continued from Page 8

Edna provided a parent with a chunk of moose meat, explaining how and to use what she had observed.

The parent enjoyed her first time thinly slicing to make dry meat.

Everyone applauded as the parent hung her meat on the drying rack.

Edna also taught how to flip and rotate the meat and how to tenderize by squishing it between two slices of cardboard.

After returning home from residential school, knowledge keeper, Monica Crawford shared how she had to re-learn traditional child rearing teachings — Oh-pikihâ-wasiwin.

She shared how the moss bags were an integral part of the traditional child rearing practice in her family.

The bags were used to stimulate a safe, warm and womb-like environment for the baby.

Soft and fresh moss was harvested from the land to be made into environmentally friendly diapers.

In addition, everywhere the parents travelled, the security of the moss bag and

a swing to hang above sleeping parents kept the baby happy, safe, and loved.

In commemoration of reconciliation for loss of culture and language, Karen McLeod was happy to have a daughter and granddaughter spend the day learning and participating in the teachings.

They listened, observed and heard the Cree culture and language within a natural environment and with lots of laughter.

As a community facilitator, Virginia Cardinal knows Northland SD is creating and providing learning experiences for students.

She invited parents to deepen their understanding of how she is teaching the Cree program of study and weaving across subject areas with Elder knowledge, wisdom and expertise.

The Orange Shirt Day camp used two world views of the best way to develop knowledge, skill and value as demonstrated by how Indigenous people have used science learned during generations of experience and observations of nature to preserve their meat, and

the sharing and re-connection with family and community kinship.

School community leadership in NSD will continue to teach students about the respectful way of learning about life through Elders and the knowledge keepers sharing their culture, language and land-based teachings.



Three generations of the McLeod family attended the Northland SD day camp.

Follow TheFever on FACEBOOK at Bruce Thomas Fever
Watch this site for news and weather alerts!
Plus News, Crime Reports, Commentaries, Covid Updates, Missing and Wanted Persons

On behalf of Dwayne's Family, we thank many for all their help provided to the first Dwayne Calliou Memorial Round Dance



We could not have done it without you!
We are so grateful for your time, your contributions, and all your assistance

MD of Opportunity
Bigstone Cree Nation
Urban Systems
Norplex
Kisikaw Compliance Ltd.
Lions Club
Quatro
SAT Fund – Priscilla Auger
Francis Alook Jr.
Karen Alook
Roger Alook & Kim Dilon
Votham Anastasiadis
Donna Auger-Hamelin
Judy Auger
Elizabeth Bigstone
Leonard Bigstone
Mary A. Bigstone
Jeanette Brrrrton
Tanya Brrrrton

Cathi Cardinal
Cecile Cardinal
Roderick Cardinal
Robert & Tracy Cardinal
Mandi Catt
Elsie Gambler
Rita Margaret Gambler
Amy Gladue
Fredrick Gladue
Lorette Gladue
Marcel Gladue
Robin Guild
Rico Gullion
Gerald Johnson

Jessica McKay
Derek Merrier
Angela Morin
Denise Rathbone
Brian & Lisa Thunder
Rita Willier
Donna Young
Gerald Young
Nadine Young
Pauline Young-Gladue
Vina Young
Albert Yellowknee
Dwayne Yellowknee
Kyra Yellowknee

Drummers Near and Far • MC – Stan Isadore
Stickman – Al Crawford

TheFever – Bruce, Patricia, Denis for tribute and photos
Special Thank you To Albert Gladue, Roger Alook, and all the Gladue Family who organized the Round Dance
Our apologies if we have missed anyone

It was a great turnout!
Thank you does not begin to describe the immense gratitude we have for you all
It was truly amazing!



Love you all, and appreciate your show of love for Dwayne ...
Doreen Calliou, Ayriana Young, Leah Young, Arlie Decoine, Cadence Cardinal, Kyra Yellowknee
Grandchildren Mathias Gambler and Kylie Decoine (Missing: Micah-Dayne Gambler, Harrison Calliou)



HOME ON-AIR - NEWS - SPORTS - CONTESTS - FEATURES - CONTACT -

Breakfast Club visits Northland School Division

November 2, 2022 Local News



Courtesy: Northland School Division

Breakfast Club of Canada and Danone visit Northland school communities to celebrate agreement

For immediate release – November 2, 2022

Northland School Division (NSD) welcomed a couple of education partners! The Breakfast Club of Canada and one of its corporate partners Danone Canada came to Mistassiniy School and Gift Lake School to celebrate an agreement they have in place with Northland School Division. The agreement supports eight Northland schools.

"We are thrilled to have a funding agreement in place with Breakfast Club of Canada and its corporate partners like Danone Canada," said Cathy Wanyandie, Board Chair. "The Board believes making sure sustainable funding and supports are in place to ensure students have access to a healthy breakfast is important. The Board would like to thank everyone who helped to make this agreement possible."

"I want to thank the Breakfast Club of Canada and Danone Canada for taking the time to visit two Northland communities," said Dr. Nancy Spencer-Poltras. "Breakfast Club of Canada is very grateful to have had the opportunity to meet with inspiring and wonderful youth, elders, educators, Northland School Division leaders, and with community members," said Tommy Kulczyk, President & CEO of Breakfast Club of Canada. "We were moved to experience and feel the impact of a breakfast school program on children's lives. Throughout this journey, we are very fortunate to be able to count on dedicated partners such as Danone Canada who share the same value: breakfast for every child every day."

The Club helps reach more than 580,000 children in over 3,500 school programs in academic and community settings across the country. The ultimate goal: breakfast for every child, every day. A short video was put together to highlight the visit. Click on the website link to view the video

<https://www.facebook.com/BreakfastClubDejeuner/videos/1622472321502364>.



HOME ON-AIR - NEWS - SPORTS - CONTESTS - FEATURES - CONTACT -

Northland School Division recognized nationally

November 7, 2022 Local News

Courtesy: Northland School Division



During the 2020-2021 school year, we established a partnership with TELUS World of Science - Edmonton.

Since the beginning of our relationship with TELUS World of Science - Edmonton, NSD teachers have been able to learn innovative ways to deliver science-related topics into the classroom environment. In addition, the Science in Motion team organizes science-themed events exclusively for NSD.

In October, we were informed that our educational partnership with TELUS World of Science - Edmonton won a Canadian

Association of Science Centres (CASCADE) National Award. I inserted information about the award below.

Information from CASCADE Media Release

INSTITUTIONAL CASCADE AWARDS

Open to all CASC Science Centre, Museum and Affiliate Members, the Institutional CASCADE Awards are categorized according to the overall cost of the project, which may include engagement offerings such as:

- Temporary or travelling exhibition
- New permanent exhibition/gallery or improvement to an existing exhibition/gallery
Multimedia, live presentation or planetarium show
- Public engagement programs - onsite or outreach educational, interpretive, or public program, such as school visits, camps, festivals, outreach, weekend events, etc.

The Project must have taken place in the last 5 years and has not previously received a CASCADE award for the project. Institutional awards are adjudicated by the CASCADE

TELUS World of Science - Edmonton: Northern Science Partnership - Northland School Division and TWOSE

In the fall of 2020, as Canada weathered the many challenges presented by COVID, the science centre in Edmonton initiated a unique partnership with Northland School Division (NSD) covering 288,347 square kilometres. NSD spans Treaty 6 and 8 territories. At NSD, 95% of the student population is of First Nations, Métis and Inuit descent. It has approximately 2000 students in 21 schools. The schools are located in municipalities, First Nation reserves, and Métis Settlements.

For almost the entire school year, science educators in Edmonton and students, teachers, and families across Northern Alberta engaged in online science learning, from one on one study to science shows that reached hundreds. The two partners dove headlong into virtual connectivity and used it to its fullest capability, bringing science and fun to some of the remotest corners of Alberta. Content was developed in concert with the NSD schools, creating learning opportunities that were relevant and needed. The project was such a success that TWOSE and NSD signed a five-year MOU on June 21, 2021, to keep the program going.

Northland and Telus World of Science win partnership award

A relationship with Telus World of Science has won Northland School Division (NSD) and the Edmonton science museum a national partnership award from CASCADE – Canadian Association of Science Centres.

During the 2020/21 school year, Telus World of Science and NSD began an educational partnership which allows teachers to learn innovative ways to deliver science-related topics to their classes.

The Edmonton Science in Motion team also organizes science-themed events exclusively for NSD.

CASCADE noted that in judging for this award

it considered that “at NSD, 95% of the student population is of First Nations, Métis and Inuit descent” within its 21 schools.

“For almost the entire school year, science educators in Edmonton and students, teachers, and families across Northern Alberta engaged in online science learning, from one on one study to science shows that reached hundreds,” stated the association.

“The two partners dove headlong into virtual connectivity and used it to its fullest capability, bringing science and fun to some of the remotest corners of Alberta.

“The project was such a success that TWOSE and NSD signed a five-year memorandum of understanding on June 21, 2021 to keep the program going.”



Emilie Atkinson-Powder, student at Conklin Community School, is one of many students benefiting from a partnership between Northland School Division and TELUS World of Science - Edmonton. Photos provided by NSD

GET IMMUNIZED

Influenza immunization available now.



COVID-19 immunization also available.

For appointment booking, visit ahs.ca/vaccine, call 811 or text 'flu' to 88111



ANNUAL GENERAL MEETING

NOVEMBER 17, 2022

5:00 p.m.

in the Pee Kis Kwe Tan boardroom

Pee Kis Kwe Tan "Let's Talk" Society

**Associate Superintendent Report
Scott Meunier, Associate Superintendent of
Inclusive Learning Services
November 25, 2022**

Student Services Staff Support

Last year, the students services department surveyed NSD staff members to learn about what kinds of support they wanted. Respondents indicated they wanted support in the following areas:

- Professional learning around specific topics (i.e. Trauma informed practice) and applications (i.e. PowerSchool and Special Programs) - 44%
- Individualized Program Plan (IPP) creation and management - 41%
- Assistive Technology support - 21%

Student Services developed Outcome #3 of its strategic department plan as a way to respond to these needs described by staff members:

Priority 3 - Excellence in Relationships

Division priority: Develop and actively promote healthy relationships with students, parents/guardians, staff, community, and educational partners.

Department Outcome	Strategies	Measures of Success
<p>The Student Services department will implement methods of collaboration and document management that ensure timely, balanced responses to student needs across the division.</p>	<p>Implement student services request management system (School Dude for non-emergent support requests).</p> <p>Staff Training:</p> <ul style="list-style-type: none"> ● Log entries ● Special Programs ● School Dude requests 	<ul style="list-style-type: none"> ● Number of student log entries in PowerSchool. ● Number of staff with role-appropriate training to use PowerSchool and Special Programs. ● Number of resolved Student Services helpdesk requests.



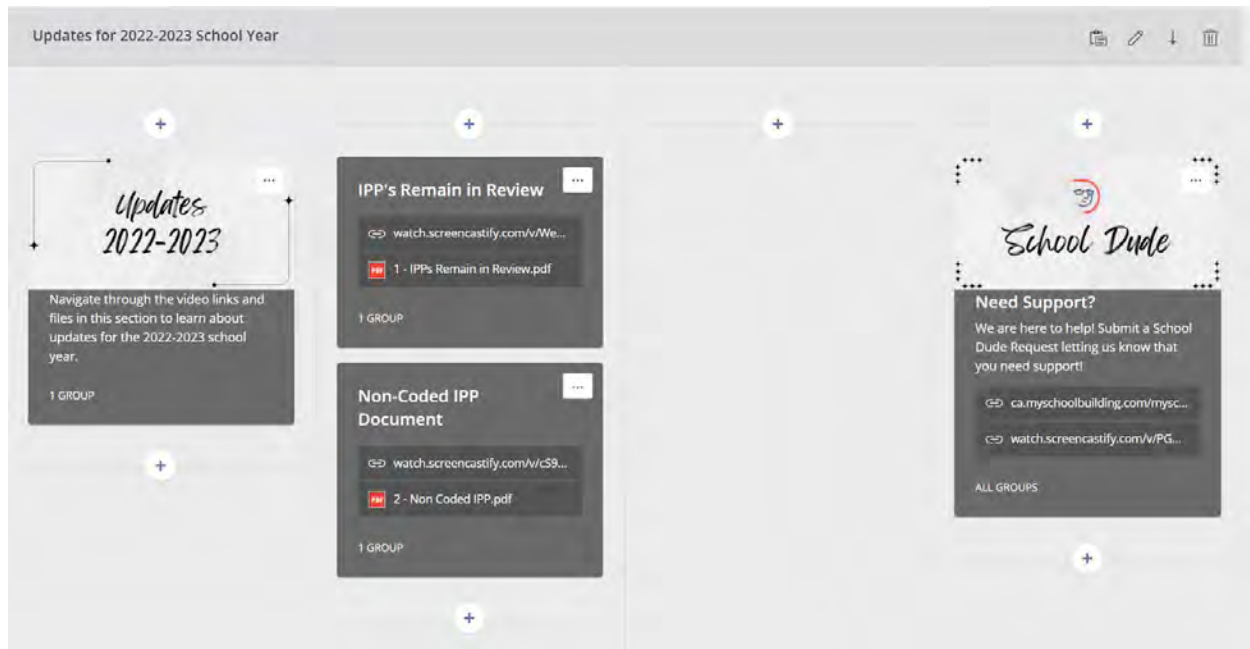
Staff Training Availability

Since the beginning of the school year, the department has arranged 22 training events. Some training has happened during staff meetings at a principal's request (IPP creation and management in Special Programs, for example) while others have been made available after school time according to need or interest.

If a staff member cannot attend a session, they have two options to access training later:

Associate Superintendent Report Scott Meunier, Associate Superintendent of Inclusive Learning Services November 25, 2022

1. They can access training and materials in the Student Services Drive (available on all NSD staff browsers in the top left corner), or
2. They can visit the Student Services Training Hapara Workspace (see detail below).



Detail - Student Services' IPP Support Hapara Workspace.

SchoolDude Ticketing System

Since the implementation of the Student Services work queue in the SchoolDude ticket management system this school year, the department has resolved 173 support requests. These are the current ticket details (as of November 7, 2022):

- 50% of requests have been related to setting up Individualized Program Plans for students.
- 28% of requests are for targeted or individualized student support.
- 7% of requests are for customized staff training (Welcoming, Caring, Respectful and Safe Learning environments, Special Programs, DocuShare support, etc.)
- 6% of requests are from teachers asking for support with specific students.
- Every school has received requested support, usually within one business day of making a request (See below for completed Student Services requests by school site).



Associate Superintendent Report
Scott Meunier, Associate Superintendent of
Inclusive Learning Services
November 25, 2022

Learning Loss Disruption Funding

Student assessments in literacy and numeracy were done during September. More than 50 students who were assessed qualified for additional supports to receive learning loss disruption funding. We received \$51,438 for learning disruption funding for Grades 2 – 4 students. The learning disruption funding is intended to provide between 12 and 16 weeks of targeted programming. Schools will build on programs that were established and maintained in the previous school year.